

Investor Update

February 2026



Important Notice and Disclaimer

Local Government Sector Update

LGFA Update

LGFA Debt Market Activity

Appendices



THIS PRESENTATION AND ITS CONTENTS ARE CONFIDENTIAL AND ARE NOT FOR RELEASE, PUBLICATION OR DISTRIBUTION, IN WHOLE OR IN PART, DIRECTLY OR INDIRECTLY, IN OR INTO OR FROM THE UNITED STATES OF AMERICA TO ANY U.S. PERSON (AS DEFINED IN REGULATION S UNDER THE U.S. SECURITIES ACT OF 1933, AS AMENDED) OR IN ANY OTHER JURISDICTION IN WHICH SUCH RELEASE, PUBLICATION OR DISTRIBUTION WOULD BE PROHIBITED BY APPLICABLE LAW.

This presentation has been prepared by New Zealand Local Government Funding Agency Limited (“**LGFA**”) for general information purposes only and is not a prospectus or other offering document under any law and does not constitute an offer, recommendation or invitation to subscribe for or purchase any securities and nothing contained herein shall form the basis of any contract or commitment whatsoever. By listening to the presentation, or reading the presentation materials, you acknowledge and agree to the contents of this disclaimer.

To the maximum extent permitted by law, neither LGFA nor any of its affiliates, directors, officers, partners, employees or agents make any representation, recommendation or warranty, express or implied as to the accuracy, completeness or currency of any of the information in this presentation and accept no responsibility or liability therefore. Data is indicative and approximate only, and all information is subject to change. Some information may be taken from publicly available sources and has not been verified by LGFA. This presentation is intended as a snapshot view of LGFA only, and LGFA has no obligation, and does not undertake or accept any responsibility or obligation, to update, expand or correct anything in this presentation or inform you of any matter arising or coming to its notice, after the date of this presentation, which may affect any matter referred to in this presentation.

This presentation contains forward-looking statements including information regarding LGFA’s future bond issuances and forecast financial performance based on current information, estimates and forecasts. Those statements are subject to risks, uncertainties, and assumptions which are hard to predict or anticipate, and therefore actual outcomes and performance may differ materially from the statements. Any opinions expressed in this presentation reflect the judgement of LGFA as the date hereof, and do not bind LGFA.

This presentation has not been lodged with Australian Securities and Investments Commission or any other authority.

This presentation is intended for distribution only to financial institutions and professional investors in Australia whose ordinary business includes the buying or selling of securities in circumstances where disclosure is not required under Chapter 6D.2 or Chapter 7 of the Corporations Act 2001 (Cth) (the “**Corporations Act**”) and only in such other circumstances as may be permitted by applicable law. This presentation must not be given, and is not intended to be given, to any “retail client” within the meaning of section 761G of the Corporations Act. Any securities that may be offered by LGFA in, or into, Australia are offered only as an offer that would not require disclosure to investors under Part 6D.2 or 7.9 of the Corporations Act. LGFA does not hold an Australian Financial Services Licence under the Corporations Act and is not licensed to provide any advice, including in relation to securities or derivatives. If any financial product advice is, in fact, held to have been given by LGFA in relation to any securities of LGFA, it is general advice only. No cooling-off regime applies under Australian law to investors in any securities of LGFA.

This presentation may contain references to credit ratings. A credit rating is not a recommendation to buy, sell or hold securities, and may be subject to revision, suspension or withdrawal at any time by the relevant assigning organisation. Each credit rating should be evaluated independently of any other credit rating. Credit ratings are for distribution only to a person (a) who is not a “retail client” within the meaning of section 761G of the Corporations Act and is also a sophisticated investor, professional investor or other investor in respect of whom disclosure is not required under Part 6D.2 or 7.9 of the Corporations Act, and (b) who is otherwise permitted to receive credit ratings in accordance with applicable law in any jurisdiction in which the person may be located. Anyone who is not such a person is not entitled to receive this presentation and anyone who receives this presentation must not distribute it to any person who is not entitled to receive it. In particular, this presentation should not be distributed to any person or entity in any jurisdiction or country where such distribution would be contrary to applicable law and no action has been taken to permit the public distribution of this presentation in any jurisdiction.

Important Notice and Disclaimer

Local Government Sector Update

LGFA Update

LGFA Debt Market Activity

Appendices



- ☐ 78 Local Government (“council”) entities.
- ☐ Financial management:
 - “a local authority should ensure prudent stewardship and the efficient and effective use of its resources in the interests of its district or region”. *Local Government Act 2002 s14*.
- ☐ Balanced budget approach – rates reset annually to balance expenditure with operating income.
- ☐ Revenue certainty through rates (property taxes) providing 66% of revenue:
 - rates not affected by level of economic activity or property market;
 - councils have broad powers to tax (rate) properties;
 - no upper limit on rates income; and
 - rate collection ranks ahead of all other claimants including Inland Revenue Department and mortgagees.
- ☐ No defined benefit pension liabilities or welfare obligations.
- ☐ Debt used essentially to finance new assets.
- ☐ Robust planning with extensive public consultation.
- ☐ Strong institutional framework and relationship with Central Government.
- ☐ Security can be provided to lenders by councils:
 - charge over rates and future rates income; and
 - all LGFA bondholders indirectly have the benefit of a Debenture Trust Deed from each guarantor council which gives a charge over rates and future rates income. This security is shared with other council lenders.

RANGE OF ACTIVITIES UNDERTAKEN BY THE GOVERNMENT SECTOR

Central Government	Mixture of Central and Local Government Funding	Local Government
Education (primary, secondary and tertiary provision)	Public transport operation (typically 53% from Central Government)	Water, wastewater and storm water
Public healthcare and hospitals	Rail infrastructure (negotiated)	Rubbish and recycling collection and disposal
Fire services	Local roads (construction, maintenance, cleaning)	Street cleaning
State highways	Public housing	Health / Sanitation Inspections
Police and corrective facilities		Building inspections
Pensions and welfare		Public facilities (parks, recreation facilities, swimming pools, sports fields)

NEW ZEALAND COUNCILS AGGREGATED FINANCIAL POSITION

Assets (NZ\$ billion)

Current Assets	6.23	
Non-Current Assets		
Infrastructure	123.31	
Land and Buildings	37.46	
Investments	17.24	
Other	<u>11.36</u>	<u>195.60</u>

Liabilities (NZ\$ billion)

Debt	30.36	
Other Liabilities	<u>5.98</u>	<u>36.34</u>

Net Worth (NZ\$ billion)

159.26

Revenue (NZ\$ million)

Taxation revenue		
Property	8,800	
Regulatory income and petrol tax	<u>935</u>	9,735
Sales and other operating income		1,839
Interest and dividend income		779
Development contributions		514
Current grants and subsidies		<u>1,503</u>
Total Operating Income		14,370

Expenses (NZ\$ million)

Employee expenses		3,234
Depreciation		2,907
Purchases of goods and services		6,842
Interest expense		1,366
Current grants and subsidies		<u>1,396</u>
Total Operating Expenses		15,745

Net Operating Balance (NZ\$ million)

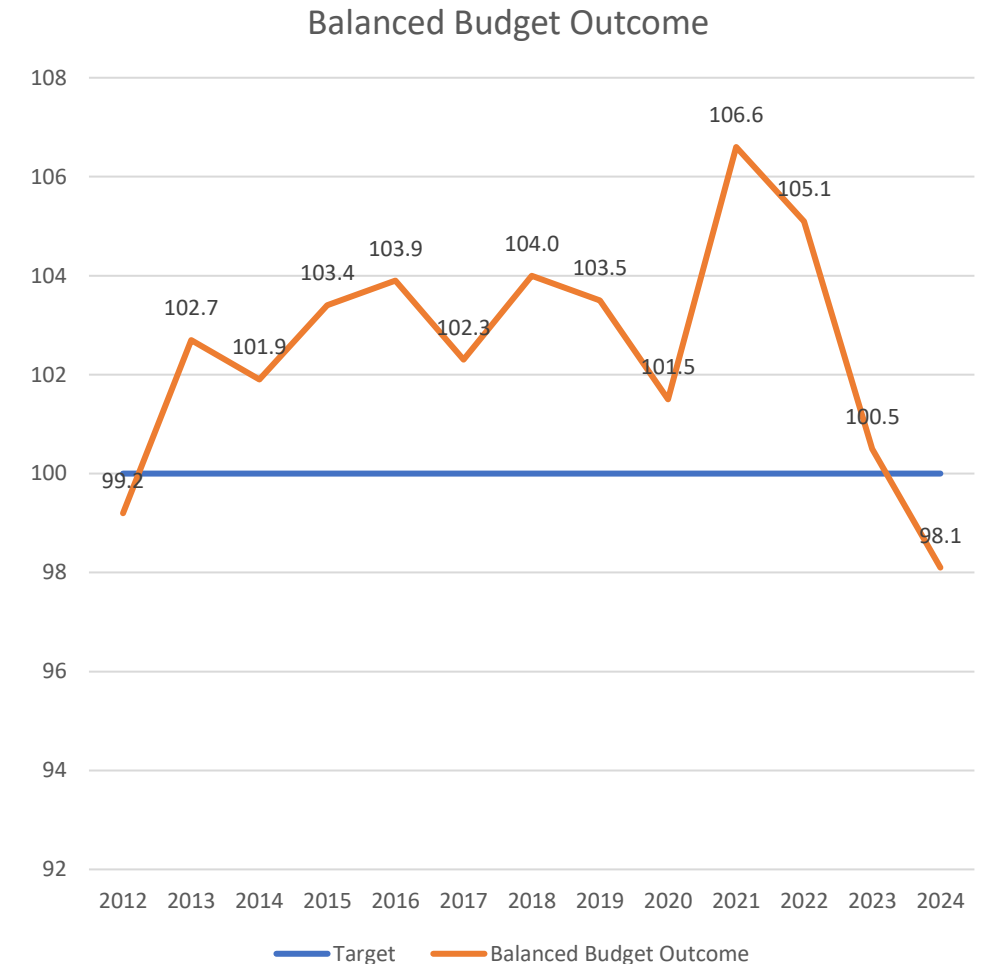
-1,375

The amounts in this slide have been extracted from the Local Authority Financial Statistics database managed by Statistics New Zealand – calculated as at June 2024 and for the June 2023-24 year. The data comprises the seventy-eight councils that make up the New Zealand Local Government sector.

FINANCIAL PERFORMANCE OF THE SECTOR

- ❑ The last three financial years have been challenging one for the sector with the greatest impact coming from rising cost pressures:
 - Large increases in asset revaluations (around 60% over 3-years) resulted in a big increase in councils' depreciation expense;
 - Increases in interest costs due to rising interest rates;
 - The cost of insurance has increased;
 - Higher than expected inflation put pressure on council operating expenses (including staff costs); and
 - Weather events created unbudgeted costs. While Hawkes Bay, Gisborne, Northland and Auckland were worst effected, many other councils have been impacted by weather events.
- ❑ Council finances are currently in a good state, but there are some challenges:
 - Rates affordability;
 - New strategies to manage water will see increased water charges but will be positive in the long-term;
 - Financing growth infrastructure – new development levies are planned;
 - The cost of infrastructure (reducing consenting costs and building pipelines will help); and
 - Investing in resilience will reduce long term costs.

Note: Balanced Budget Outcome is calculated as council operating income as a percentage of operating expenditure
Calculation from council annual reports.



Source: LGFA

- ❑ 67 councils currently deliver water services in New Zealand
- ❑ Water services assets comprise approximately 35% of a council's assets
- ❑ Previous Labour Government estimate of between \$120 billion and \$185 billion of three water capex required over next 30 to 40 years¹.
- ❑ At the 2023 general election, the National Party campaigned on replacing the Affordable Water Programme under previous Labour Government with the Local Water Done Well Programme, which sought to:
 - Repeal Labour Government legislation with passing of Water Services Acts Repeal Act in February 2024.
 - Restore council ownership and control with stronger central government oversight.
 - Implement strict rules for water quality and for investment in infrastructure.
 - Ensure water services are financially sustainable.
- ❑ The Water Services Authority – Taumata Arowai to remain as water quality regulator and Commerce Commission appointed as the new economic regulator.
- ❑ New enabling legislation:
 - Local Government (Water Services Preliminary Arrangements) Act 2024 passed in September 2024 and sets out provisions relating to council service delivery plans and transitional economic regulation. This legislation also supports Watercare becoming a financially independent entity.
 - Local Government (Water Services) Act 2025 provides for long-term requirements for financial sustainability, a complete economic regulation regime, and new types of structural and financing tools.
- ❑ Councils to deliver Water Services Delivery Plans to Department to Internal Affairs and Minister of Local Government for approval by 3 September 2025, unless an extension is granted.

¹ Cabinet Briefing Paper 18 October 2021

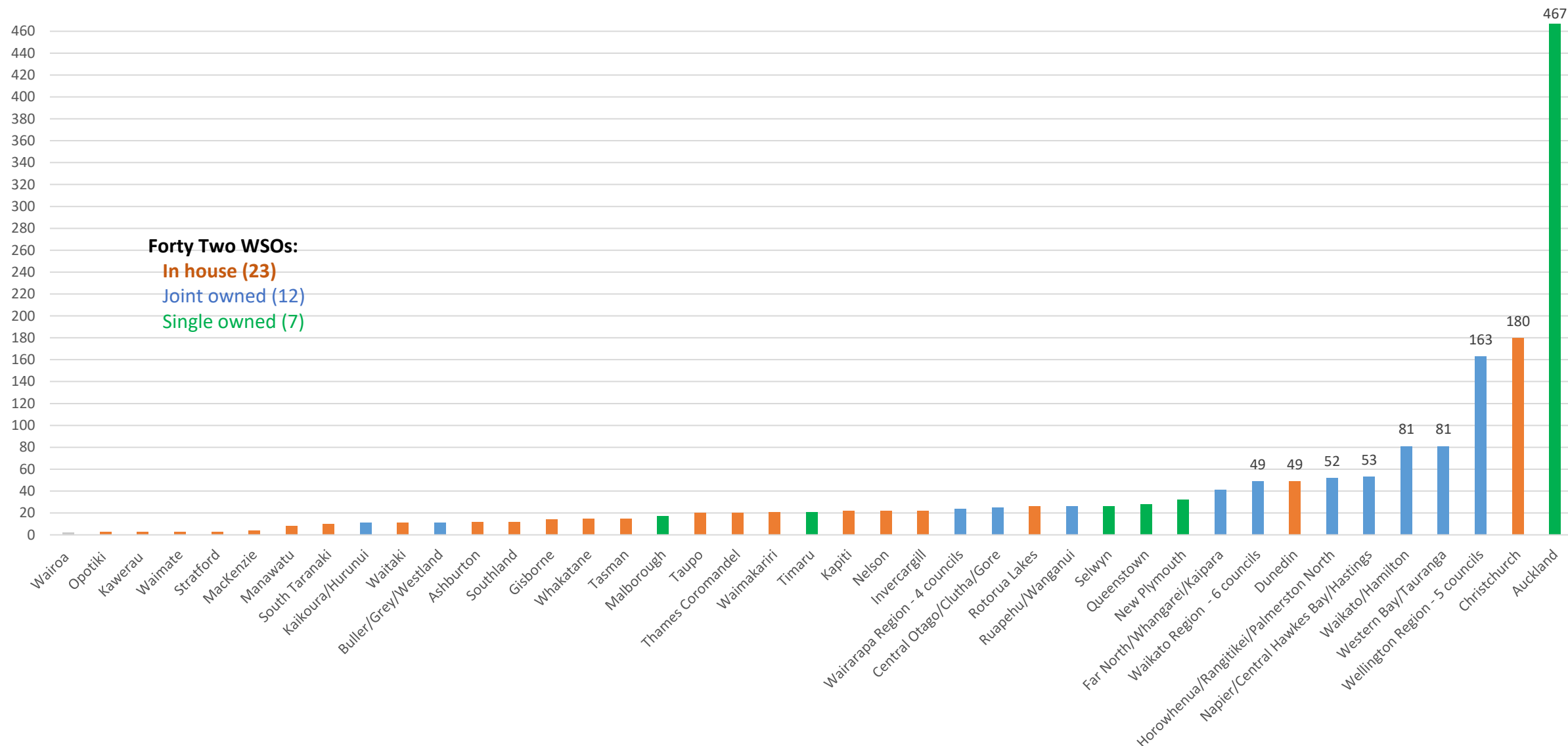
❑ Minister of Local Government and LGFA announced

- LGFA's existing council-controlled organisation (**CCO**) lending framework will be extended to new water organisations that are CCOs and financially supported by their parent council or councils.
- Financially supported, for example through uncalled capital.
- Lend to both singly owned or multiply-owned water organisations, who are supported by the parent council(s).
- Leverage for water organisations up to a level equivalent to 500 percent of operating revenues, subject to water organisations meeting prudent credit criteria.
- Borrowing by water organisations will be treated as separate from borrowing by parent council or councils.
- Water organisations will have access to existing suite of financial products that are currently made available to councils and CCOs. These include green and sustainable loans and climate action loans, short and long-term loans and standby facilities.
- Councils will also retain the ability to borrow through LGFA should they choose to keep water services 'in house' rather than establish a water organisation.
- Financially independent water organisations will not meet the qualifying criteria.
- In time, LGFA will work with Central government to review whether it can lend to water organisations on an unsupported basis.

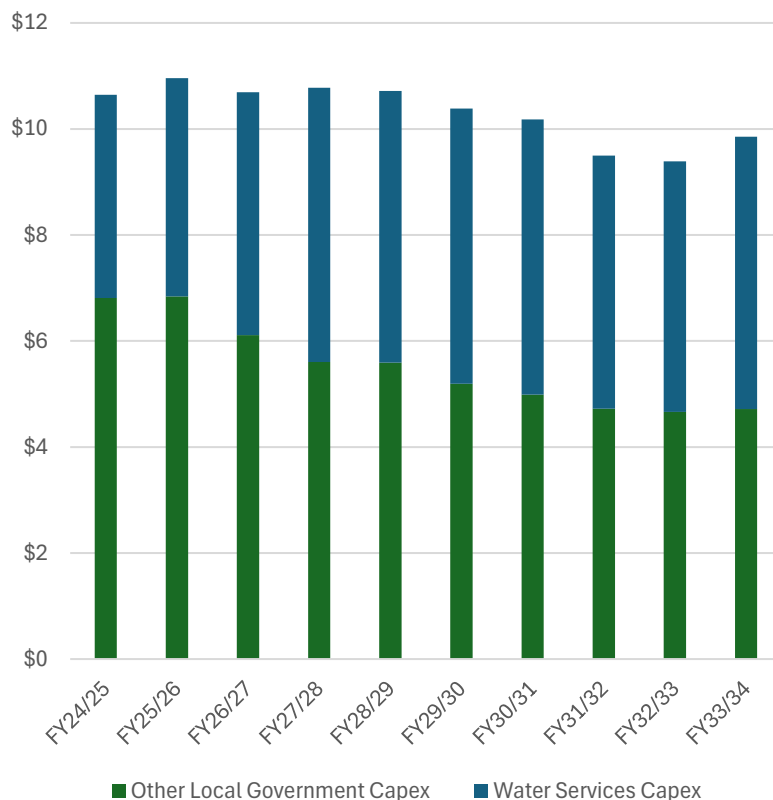
❑ Average term of council long term loans from LGFA is 3.26 years (March 2029) at 31 January 2026.

❑ Council borrowing forecast and LGFA bond issuance forecast outlined in LGFA's Statement of Intent published on 28 June 2025 based upon councils Long Term Plans but assumes no lending to Watercare.

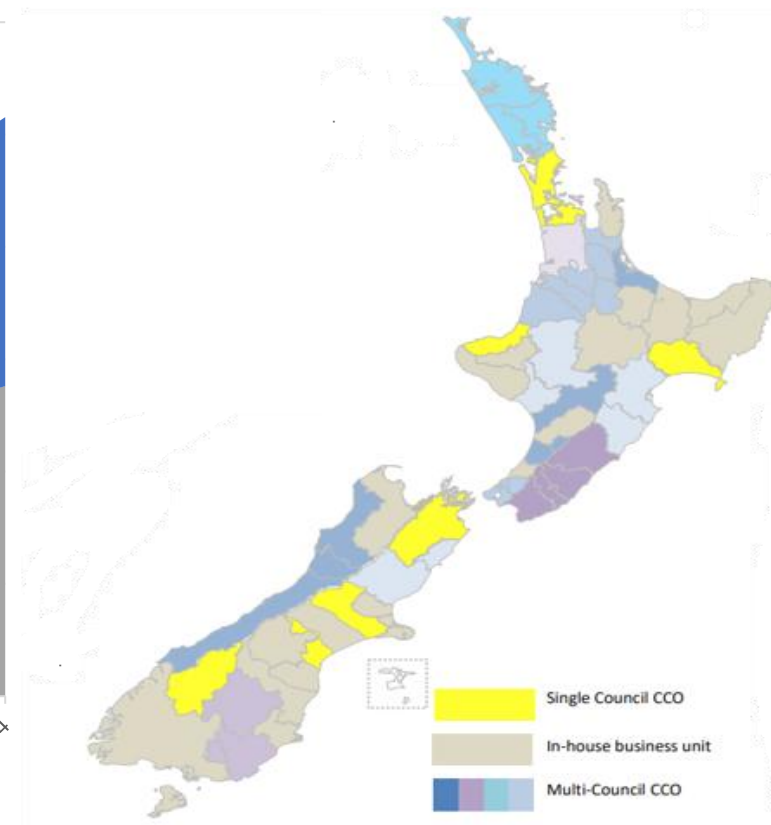
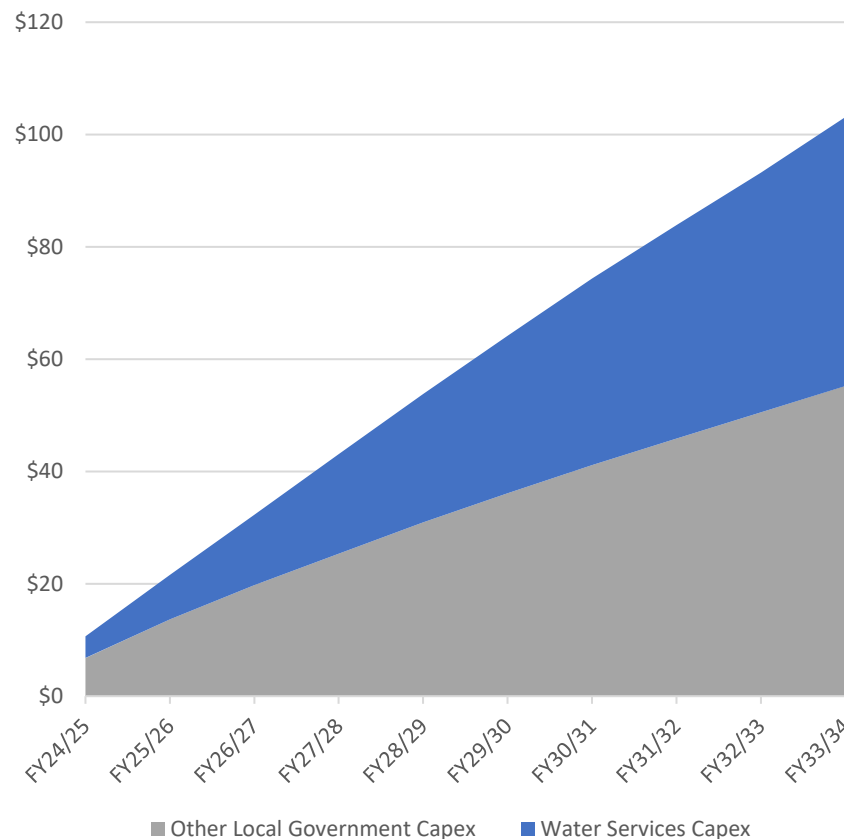
PROPOSED WATER SERVICES ORGANISATIONS BY NUMBER OF WATER CONNECTIONS (000)



Annual Local Government Capex (NZ\$ billions)



Cumulative Local Government Capex (NZ\$ billions)

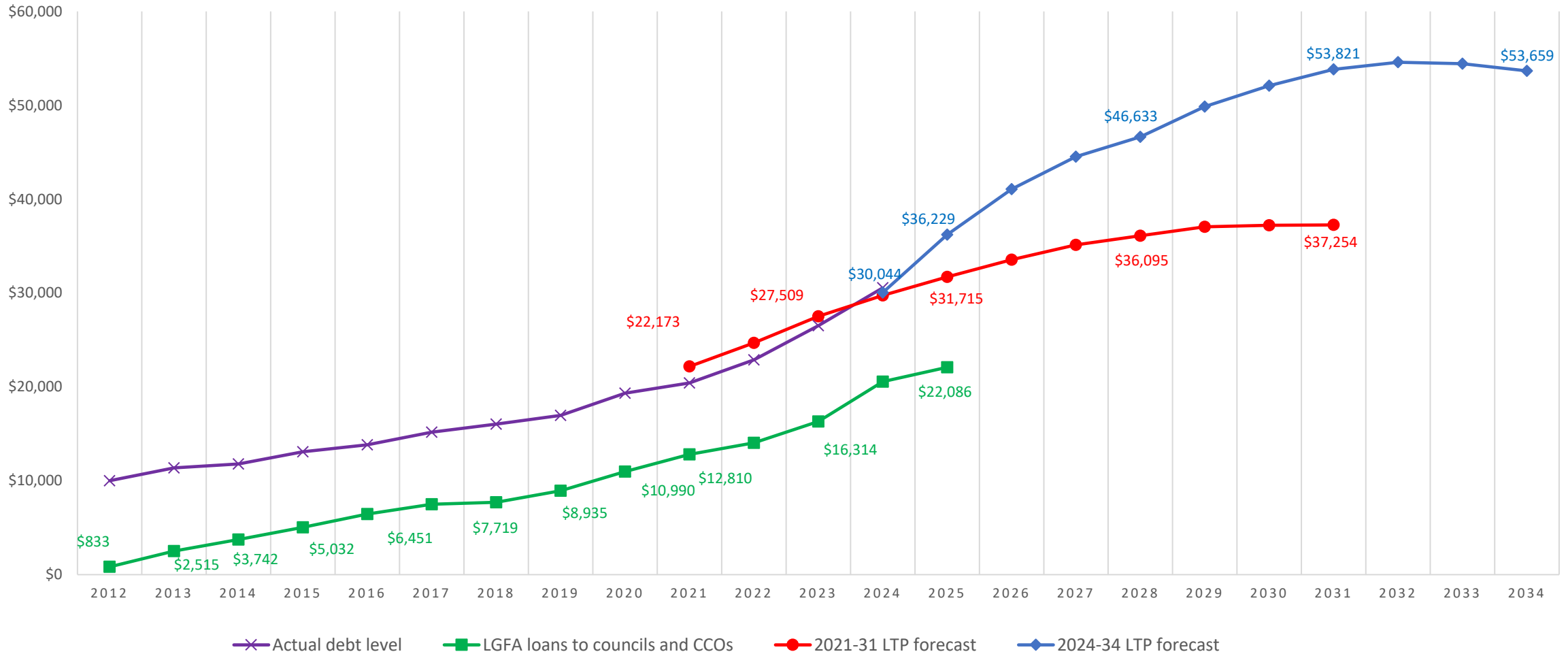


❑ Total local government capital expenditure from 2025-34 is forecast at NZ\$103 billion

➤ NZ\$47.9 billion for three waters and NZ\$55.1 billion for other local government activities

❑ Sixty-seven councils currently delivering three water activities ➡ Forty-two water services entities

Council and CCO Debt (NZ\$m)



Data sourced from each councils' Long-Term Plan (LTP) and LGFA Loans from Annual Reports
Actuals until 2024 and forecast from 2025 onwards.

Source: LGFA

Important Notice and Disclaimer

Local Government Sector Update

LGFA Update

LGFA Debt Market Activity

Appendices



SHAREHOLDERS

- ❑ NZ Government largest shareholder at 20%
- ❑ 30 councils hold 80% shareholding
- ❑ Can only sell shares to NZ Government or councils

GOVERNANCE

- ❑ Board comprising 6 Independent and 1 Non-Independent Directors
- ❑ NZD Bonds listed on NZX
- ❑ Independent Trustee for NZD Bonds
- ❑ Issue of securities under the Financial Markets Conduct Act 2013
- ❑ Audited by Audit NZ

LIQUIDITY

- ❑ Up to NZ\$3.0 billion liquidity facility from NZ Government¹
- ❑ NZ\$3.8 billion liquid assets portfolio²
- ❑ NZ\$986 million of Treasury Stock currently available for repo

GUARANTORS

- ❑ 74 guarantors of LGFA
- ❑ Guarantors comprise:
 - All shareholders except the NZ Government
 - Any non-shareholder who may borrow more than NZ\$20 million
 - Any council shareholder of a council-controlled organisation (CCO) that is approved for borrowing by LGFA
- ❑ Security granted by each of the guarantors is over their rates revenue
- ❑ Guarantee contains provisions apportioning share to each council based upon their relative share of total rates revenue of all guarantors.
- ❑ Current rates revenue of \$8.9 billion across the 74 guarantors based upon June 2024 annual reports
- ❑ Guarantors cannot exit guarantee until
 - Repaid all their, and any of its CCO's, borrowings and
 - After the longest outstanding LGFA bond to mature (currently 2037)

BORROWERS

- ❑ 77 member councils
- ❑ 8 CCOs
- ❑ Approximately 80% market share
- ❑ Councils' borrowing secured against rates revenue
- ❑ Must meet LGFA financial covenants
 - Net Debt / Total Revenue
 - Net Interest / Total Revenue
 - Net Interest / Rates

CAPITAL STRUCTURE

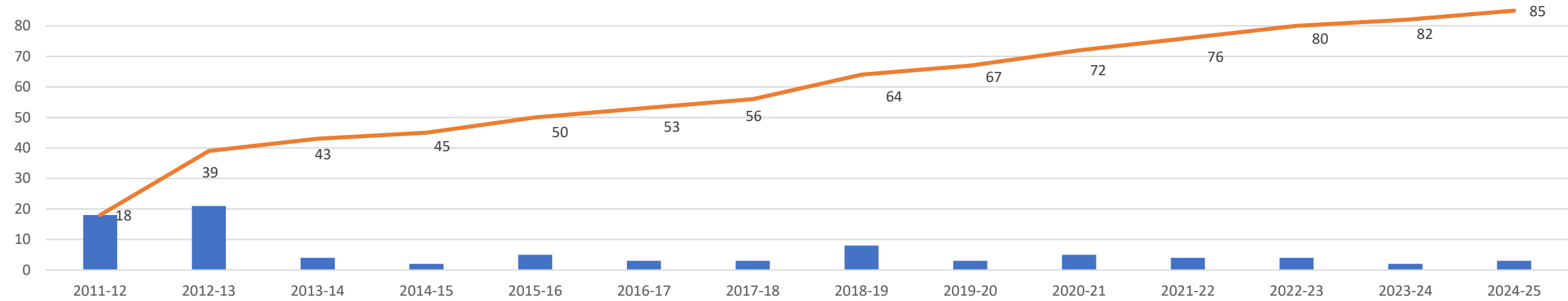
- ❑ NZ\$25 million paid in capital
- ❑ NZ\$20 million uncalled capital
- ❑ NZ\$99 million retained earnings
- ❑ NZ\$749 million Borrower Notes that can be converted to equity
- ❑ Current capital ratio of 2.98% with policy of 2% minimum.

As at 31 January 2026

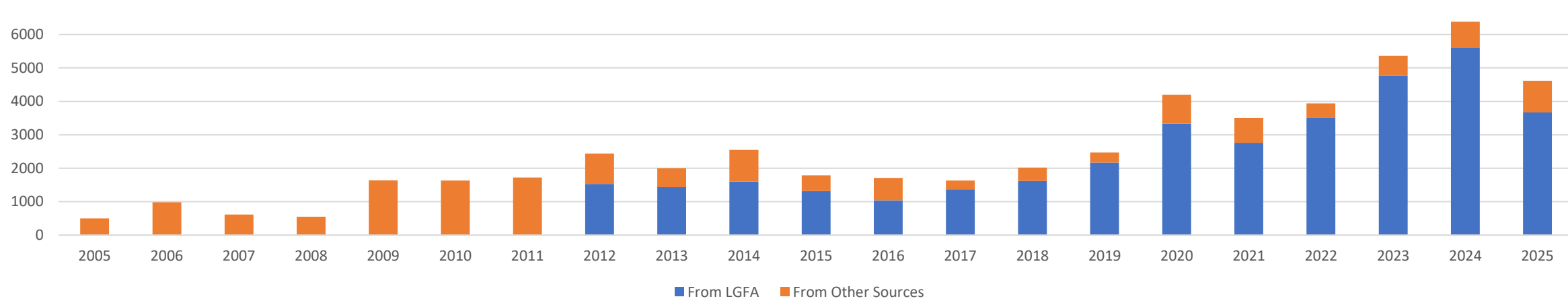
¹ Maximum amount under the facility available for liquidity purposes. The actual amount available will be the amount of commitment set by LGFA up to NZ\$1.5 billion.

² Excludes liquid assets held to support 50% council standby facilities

Council and CCO Borrowers



Council and CCO Borrowing (NZ\$ million) - calendar year



❑ Long-term lending to councils and issuance

- Twelve-month period to 30 June 2023 lending of NZ\$3.99 billion and LGFA bond issuance of NZ\$3.55 billion
- Twelve-month period to 30 June 2024 lending of NZ\$6.1 billion and LGFA bond issuance of NZ\$6.6 billion (NZ\$3.7 billion domestic and NZ\$2.8 billion equiv. offshore)
- Twelve-month period to 30 June 2025 lending of NZ\$4.16 billion and LGFA bond issuance of NZ\$5.3 billion (NZ\$2.2 billion domestic and NZ\$3.1 billion equiv. offshore)
- Six-month period to 31 December 2025 lending of NZ\$1.64 billion and LGFA bond issuance of NZ\$1.9 billion (NZ\$700 million domestic and NZ\$1.2 billion equiv. offshore)

❑ Measures to strengthen capital position – from 1 July 2024

- Increase base lending margin from 20 bps to 25 bps
- Increase Borrower Notes percentage from 2.5% to 5%.

❑ Membership

- Two councils and eight CCOs joined between 1 June 2022 and 31 January 2026.

❑ Sustainability focus across the organisation and lending activities

- ❑ Climate Action Loans and Green Social Sustainable Loans introduced (all documented in bond form)
- ❑ NZD Sustainable Financing Bonds issued – May 2030 and May 2032
- ❑ Third Impact Report published in October 2025

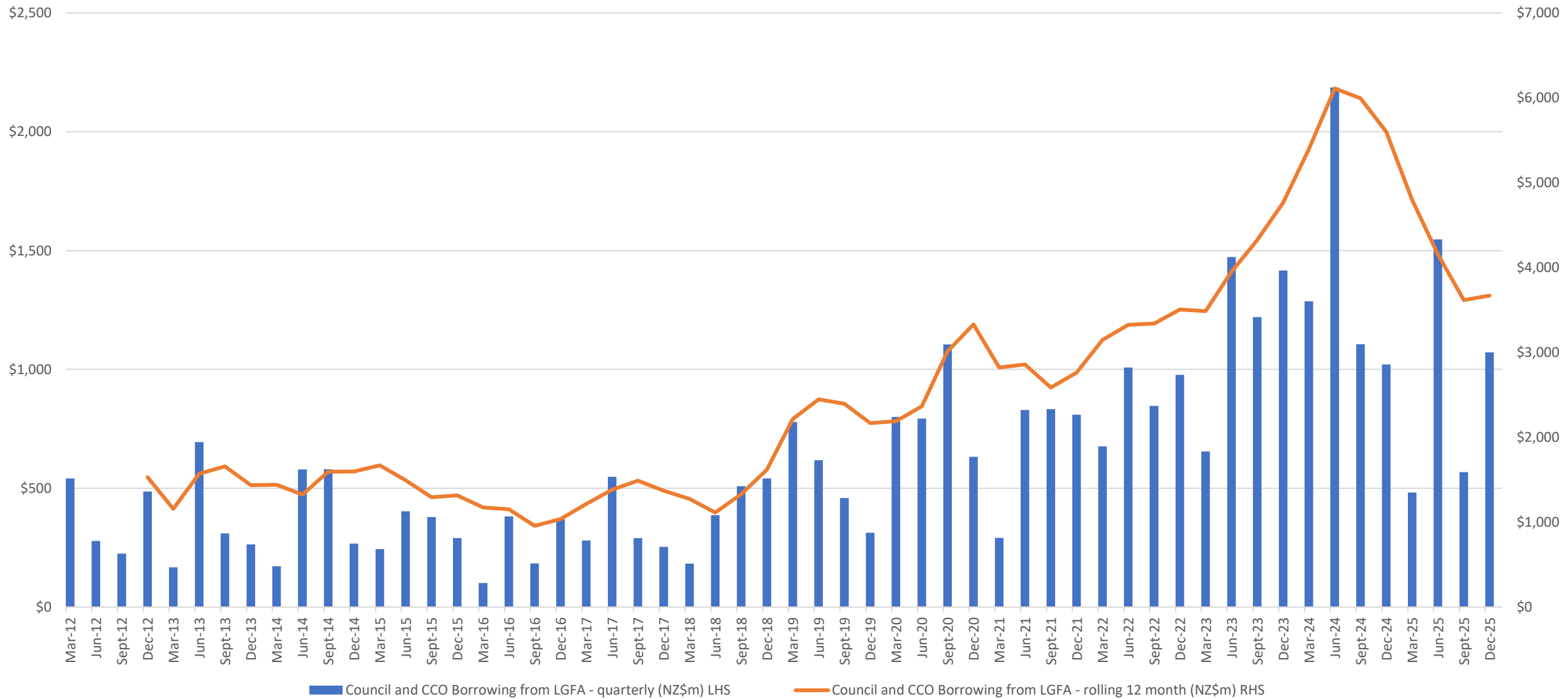
❑ New product initiatives

- CCO lending – four CCOs have loans outstanding of NZ\$745 million as at 31 January 2026
- Standby facilities - NZ\$732 million to eighteen councils as at 31 January 2026
- Green, Social and Sustainability Lending Programme launched 1 October 2021 – first GSS loans made to councils in December 2021 with a total of NZ\$600.3 million outstanding for fifteen projects as at 31 January 2026
- Climate Action Loans Lending Programme launched 2 December 2022 – first CALs approved in March 2023 with a total of NZ\$4.1 billion outstanding to seven councils and CCOs as 31 January 2026

- ❑ Issue of AUD medium term notes since August 2023:
 - A\$1 billion of September 2027;
 - A\$1 billion of August 2028;
 - A\$650 million of November 2030; and
 - A\$800 million of March 2034.
- ❑ ECP Programme established and have US\$480 million, EUR50 million and HKD700 million on issue as at 31 January 2026.
- ❑ RBNZ Liquidity Policy Review outcome - LGFA bonds qualify as HQLA2 assets alongside AAA rated SSAs.
- ❑ LGFA announced intention to provide financing support to water organisations¹ and assist high growth councils on 8 August 2024.
- ❑ EMTN Programme established in January 2025 and issued under the Programme since March 2025
 - USD500 million of March 2028 and USD500 million of September 2030
 - EUR500 million of April 2030
 - CHF220 million of April 2032 and CHF180 million of October 2034.
- ❑ Shareholders approve LGFA Board discretion to approve a bespoke Net Debt/Total Revenue covenant up to 350% at November 2024 AGM.
- ❑ S&P Global Ratings lowered ratings on 18 councils and three council-controlled organisations on 18 March 2025 but affirmed LGFA credit rating at AAA/AA+.
- ❑ Weekly NZD LGFA bond repurchase programme commenced on 14 May 2025 with NZ\$329.9 million repurchased by 31 January 2026.
- ❑ Crown Liquidity Facility for LGFA doubled in size to NZ\$3 billion and term extended from December 2031 to June 2037.

¹Water organisations means the separate organisation that councils may establish to provide water services and does not include councils. There will be various types of water organisations under Local Water Well Done Well, and LGFA will only be lending to water organisations that meet the qualifying criteria for LGFA membership as a CCO. In particular, financially independent water organisations will not meet the qualifying criteria.

COUNCIL AND CCO BORROWING FROM LGFA (NZ\$ million)



Note: Includes new borrowing and refinancing

Source: LGFA

❑ Annual Statement of Intent (SOI)

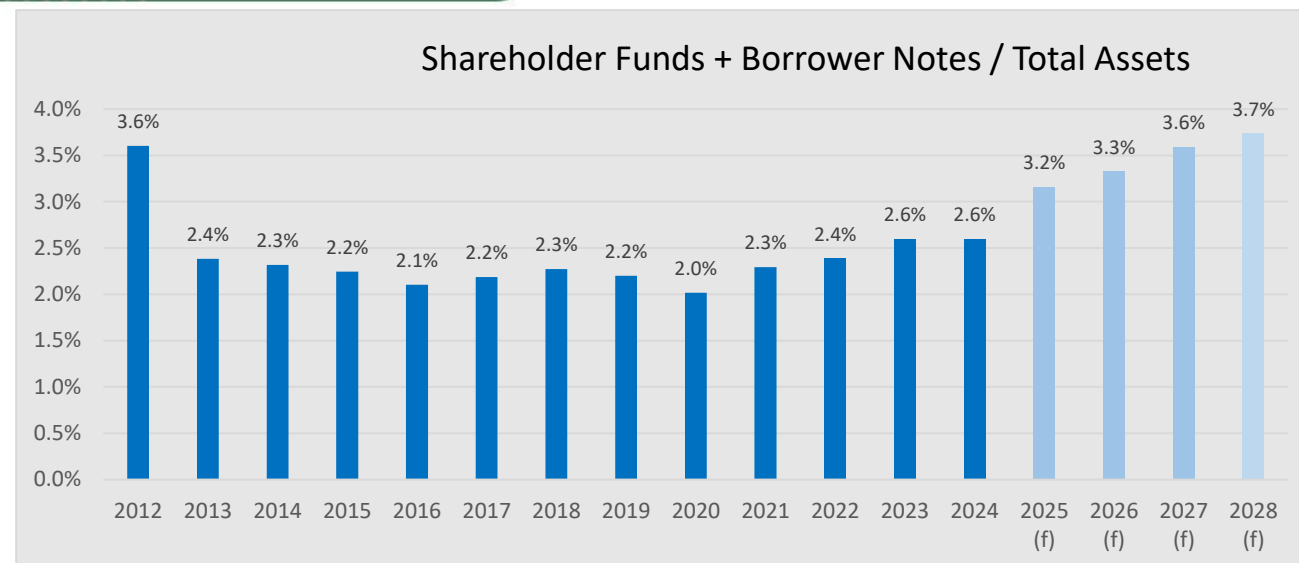
- Requirement under Local Government Act 2002
- Draft by 28 February each year and finalised by 30 June each year

❑ Strategic priorities

- Governance, capability and business practice
- Optimising financing services for local government
- Environmental and social responsibility
- Effective management of loans
- Industry leadership and engagement

❑ Objectives and performance targets align to strategic priorities.

❑ Financial forecasts incorporate lending and bond issuance assumptions



	Assumptions (NZ\$ billions)			
	Gross Bond Issuance	Net Bond Issuance	Gross Council and CCO Lending	Net Council and CCO Lending
FY 2026	\$5.15	\$2.4	\$5.08	\$2.2
FY 2027	\$5.05	\$2.7	\$5.74	\$2.0
FY 2028	\$5.00	\$2.3	\$6.06	\$1.6

- ❑ The figures on this slide assume the Local Water Done Well Reform programme will proceed and LGFA will be lending to some of the proposed Water CCOs. There have been no final decisions regarding the transfer mechanism for assets, liabilities and revenue and the forecasts are a base case that will be updated as decisions are made.

WHO DOES LGFA LEND TO AND WHO GUARANTEES LGFA?

Council and CCO Borrower	Amount Borrowed (NZ\$ million)	% of Total Borrowing
Auckland	\$3,140	13.2%
Christchurch City	\$2,770	11.6%
Wellington City	\$1,881	7.9%
Tauranga City	\$1,432	6.0%
Hamilton City	\$1,079	4.5%
Wellington Regional	\$1,038	4.3%
Queenstown-Lakes District	\$709	3.0%
Hutt City	\$594	2.5%
Dunedin City Treasury	\$540	2.3%
Hastings District	\$493	2.1%
75 other member councils and CCOs	\$10,202	42.7%

Council and CCO Borrowing	Volume (NZ\$ million)
Short Term (loan terms less than 12 months)	\$1,462
Long Term	\$22,416
Total	\$23,878

Borrower Type	Number of councils/CCOs	Amount Borrowed (NZ\$ million)	% of Total Borrowing
Guarantors	74	\$23,099	96.7%
Non-guarantors	3	\$34	0.1%
CCOs	8	\$745	3.1%
Total	85	\$23,878	100.0%

Note:

Auckland Council borrowing is capped at 40% of total LGFA lending
One councils and four CCO borrower have yet to borrow from LGFA

Guarantee contains provisions apportioning share to each council based upon their relative share of total rates revenue of all guarantors. A council's obligation under the guarantee is secured against rates revenue. CCOs are not guarantors of LGFA but any council shareholder of a CCO must be a guarantor of LGFA.

Council Guarantor	% share of Guarantee ¹
Auckland	28.1%
Christchurch City	7.7%
Wellington City	5.4%
Tauranga City	3.3%
Wellington Regional	3.0%
Hamilton City	2.8%
Dunedin City	2.3%
Canterbury Regional	1.9%
Hutt City	1.8%
New Plymouth District	1.5%
64 other council guarantors	42.3%

As at 31 January 2026

Source: LGFA

¹Based on annual rates income for financial year ending 30 June 2024 as disclosed in each Guarantor council's annual report.

WHAT IS THE CREDIT QUALITY OF THE LENDING BOOK?

- ❑ 90.8% of LGFA loans to councils and CCOs with credit ratings.
- ❑ 72.3% of LGFA loans to AA- rated (or better) councils and CCOs.
- ❑ Average credit quality is approx. AA-.
- ❑ 8 councils and 1 CCO on negative outlook = NZ\$5.8 billion (24.6% loan book).
- ❑ Not all councils and CCOs have credit ratings due to cost of obtaining a rating vs benefits
- ❑ LGFA undertakes detailed credit analysis of all councils and CCO borrowers separate to the external credit rating process performed by S&P Global Ratings, Fitch Ratings and Moody's Investors Service.
- ❑ Unrated councils are assessed by LGFA as having, in general, better credit quality than those councils with credit ratings.

External Credit Rating (S&P, Fitch)	Lending (NZ\$ millions)	Lending (%)	Number of Councils and CCO's
AA+	\$1,024	4.3%	6
AA	\$6,101	25.6%	12
AA-	\$10,135	42.4%	22
A+	\$3,134	13.1%	5
A	\$1,296	5.4%	2
Unrated	\$2,187	9.2%	38
Total	\$23,878	100.0%	85

As at 31 January 2026

Note: One council and four CCO borrowers have yet to borrow from LGFA (includes long and short-term lending)

Source: LGFA

LGFA FINANCIAL COVENANTS – OUTCOMES FOR MEMBER COUNCILS WITH BORROWINGS AS AT 30 JUNE 2025 YEAR

LGFA Financial Covenants – councils as at 30 June 2025 with an external credit rating (40) ¹

Foundation Policy Covenant	Net Debt / Total Revenue <285% ²	Net Interest / Total Revenue <20%	Net Interest / Rates <30%
Range of councils' compliance	-42.1% to 270.1%	0.3% to 11.5%	0.7% to 19.7%

¹See slide 60 for information about councils' external credit ratings as at 30 June 2025.

²Reflects the then current alternative Net Debt/Total Revenue covenant that applied for councils with a long-term credit rating of 'A' equivalent or higher.

LGFA Financial Covenants – councils as at 30 June 2025 without an external credit rating (36)

Lending Policy Covenant	Net Debt / Total Revenue <175%	Net Interest / Total Revenue <20%	Net Interest / Rates <25%
Range of councils' compliance	-68.3% to 141.4%	-2.1% to 5.3%	-3.7% to 11.8%

- ☐ Note some negative outcomes due to some councils having negative Net Debt i.e. financial assets and investments > borrowings.
- ☐ LGFA councils operate within financial covenants.
- ☐ Ranges highlight the differences between councils.
- ☐ Sufficient financial headroom for all councils.
- ☐ Improvement from 2013 for most councils
 - Revenue increased
 - Interest rates lower
 - Capex and debt constrained

Calculated by simple average of councils in each group that have borrowed from LGFA as at 30 June for that year
Data from individual council's annual reports as at 30 June for that year

PERFORMANCE UNDER LGFA COVENANTS

LGFA councils with external credit rating

Financial Covenant	2025 (40 councils)	2024 (36 councils)	2023 (33 councils)	2022 (33 councils)	2021 (31 councils)	2020 (30 councils)	2019 (29 councils)	2018 (26 councils)	2017 (23 councils)	2016 (22 councils)	2015 (20 councils)	2014 (17 councils)	2013 (17 councils)
Net Debt to Revenue	127.6%	120.6%	108.4%	91.2%	81.7%	77.0%	68.8%	76.0%	86.0%	87.9%	96.4%	104.7%	111.8%
Net Interest to Revenue	5.9%	5.4%	4.3%	2.8%	2.8%	3.8%	3.5%	4.0%	5.3%	6.1%	6.8%	6.6%	7.3%
Net Interest to Rates	9.3%	9.1%	7.1%	4.3%	4.2%	6.0%	5.5%	6.1%	8.1%	9.1%	10.0%	9.6%	11.1%

LGFA unrated councils

Financial Covenant	2025 (36 councils)	2024 (39 councils)	2023 (42 councils)	2022 (42 councils)	2021 (36 councils)	2020 (35 councils)	2019 (34 councils)	2018 (29 councils)	2017 (29 councils)	2016 (28 councils)	2015 (25 councils)	2014 (26 councils)	2013 (21 councils)
Net Debt to Revenue	43.6%	48.4%	32.7%	36.5%	19.5%	27.5%	30.0%	32.3%	29.9%	32.4%	38.2%	42.6%	52.5%
Net Interest to Revenue	1.9%	2.1%	1.5%	1.4%	1.2%	1.6%	1.7%	1.9%	1.8%	2.2%	2.4%	2.9%	3.2%
Net Interest to Rates	3.4%	3.8%	2.6%	2.4%	2.1%	2.7%	2.8%	2.9%	2.6%	2.9%	3.1%	4.0%	4.1%

Calculated by simple average of councils in each group that have borrowed from LGFA as at 30 June for each year
Data from individual council annual reports as at 30 June for each year

Source: LGFA

❑ S&P Global Ratings – March 2025



Local Currency AAA / Stable / A-1+ Foreign Currency AA+ / Stable / A-1+

Strengths:

- dominant market position as source of financing for New Zealand local government;
- Improving capital adequacy;
- diversified investor base and broadening access to markets;
- extremely high likelihood of extraordinary support from the New Zealand Government in a stress scenario; and
- robust management and governance among LGFA's key strengths.

Weaknesses:

- highly concentrated lending portfolio; and
- rapidly rising local government sector debt profile.

Rating Agency	Domestic Currency	Foreign Currency	Date of Report
	AAA	AA+	18 March 2025
	AA+	AA+	29 September 2025

❑ Fitch Ratings - September 2025

Local Currency AA+ / Stable/ F1+ Foreign Currency rating AA+ / Stable / F1+

Fitch Ratings notes:

- strong links to the sovereign – extraordinary support from the New Zealand Government to LGFA would be 'Virtually Certain' if needed;
- strong risk management;
- adequate capitalisation and sound liquidity.


LGFA recognises it has a critical role in supporting its members to take action to achieve the greenhouse gas (GHG) emissions reduction and broader sustainability goals of New Zealand.

Our sustainability approach is driven by the risks and opportunities we face as a lender, issuer and investor over a long-term horizon.

- **Our approach to Sustainability enables us to achieve the following:**
 - be financially resilient;
 - manage our exposure to sustainability-related risks;
 - allow us to benefit from sustainability-related opportunities;
 - improve behaviour and decision-making in relation to sustainability across all areas of our operations;
 - show leadership, support and enable the local government sector to improve their sustainable practices;
 - help us prepare for any changes in national sustainability programmes.
- **Sustainability at LGFA**
 - Committed to reducing operational greenhouse gas emissions
 - Improving sustainability governance and oversight
 - Applying Responsible Investment Policy to investments in the Liquid Asset Portfolio (LAP)
 - Preparing an annual Climate Statement against the Aotearoa Climate Standards
 - Sustainability Strategy and Sustainability Policy available on the LGFA website
 - Understanding our exposure to climate-related risks through council lending



LGFA  New Zealand Local
Government Funding Agency
Te Pūtea Kāwanatanga ā-rohe



LGFA  New Zealand Local
Government Funding Agency
Te Pūtea Kāwanatanga ā-rohe



OVERVIEW OF SUSTAINABLE FINANCE AT LGFA

LGFA has developed sustainable lending products for Council and CCO borrowers

- Established a Green, Social and Sustainability (**GSS**) Lending Programme for borrower Councils and CCOs and issued GSS loans to Councils and CCOs (**GSS Loans**) under this Programme.

GSS Loans are “proceeds-based” loans to Council and CCO borrowers for assets, projects or activities that meet the GSS Loan Criteria published by LGFA (**GSS Loan Criteria**)¹. Projects can qualify under 9 Green Loan categories and/or 3 Social Loan categories.

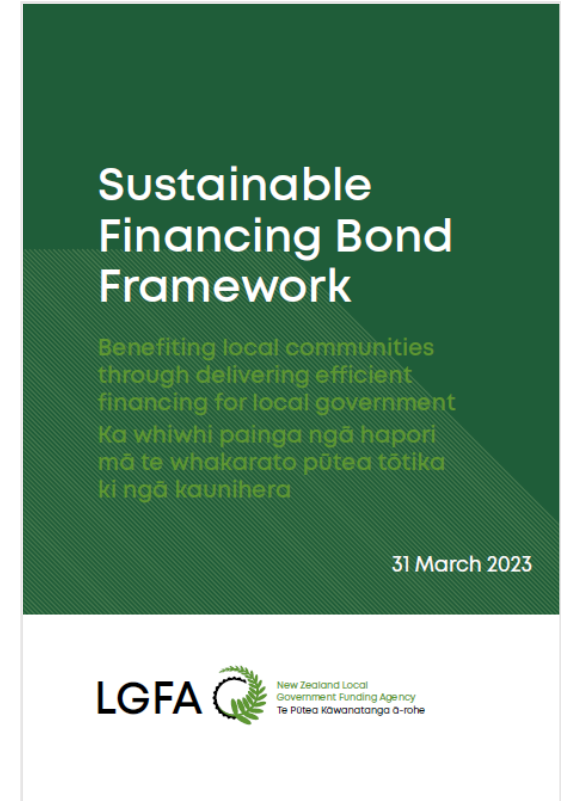
- Established a Climate Action Loan (**CAL**) Lending Programme for borrower Councils and CCOs and issued CALs to Councils and CCOs under this Programme.

CALs are “general purposes” loans with a pricing incentive for Council and CCO borrowers to act on climate change and reduce GHG emissions in accordance with the requirements of the CAL Criteria published by LGFA (**CAL Criteria**)².

LGFA has developed an innovative Sustainable Financing Bond Framework

LGFA has developed the Sustainable Financing Bond Framework (**Framework**)³:

- To enable LGFA to issue bonds that are notionally allocated to the Sustainable Loans on LGFA’s balance sheet; and advance the market for sustainable finance by providing an innovative opportunity for investors to support council and CCO borrowers to achieve their sustainability aspirations.
- The framework is informed by market standards.
- Sustainability have provided second-party opinion on the framework.

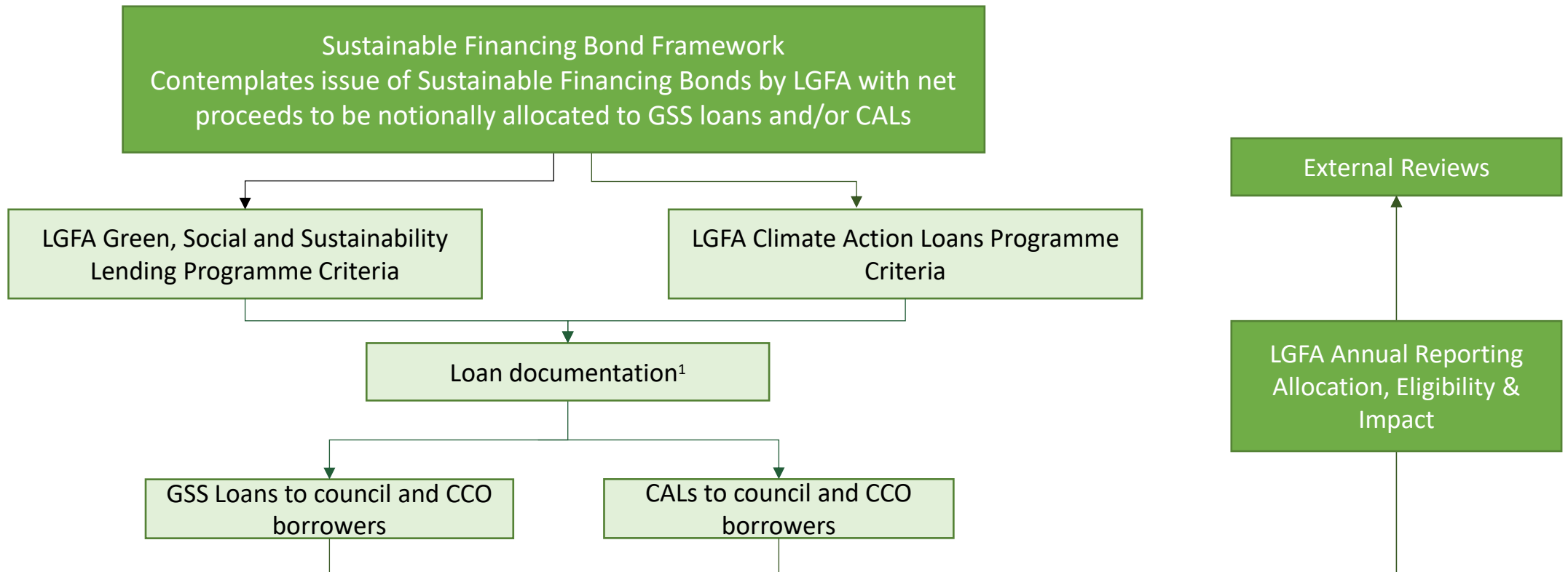


¹ The GSS Loan Criteria may be updated from time to time. The current GSS Loan Criteria can be found at www.lgfa.co.nz/sites/default/files/2023-03/LGFA_GSS_Lending_Programme_Criteria.pdf

² The CAL Criteria may be updated from time to time. The current CAL Criteria can be found at www.lgfa.co.nz/sites/default/files/2023-03/LGFA_CAL_Programme_Criteria.pdf

³ The Framework may be updated from time to time. The current Framework can be found at www.lgfa.co.nz/sustainability/sustainable-financing-bonds

LGFA has set up a transparent and integrated documentation hierarchy for the Sustainable Financing Bond Programme



¹Sustainable Loans are documented as debt securities under LGFA's Multi-Issuer Deed.

GREEN AND SOCIAL LOANS WITH COUNCILS AND CCOs

Category	Borrower	Date Sustainable Loan Approved ¹	GS Loan Criteria Version ²	Project Description	Sustainable Loan Type	Approved Amount for Project ¹ (NZ\$ million)	Principal Amount Outstanding (NZ\$ million)
Green Buildings	Wellington City Council	14 October 2021	2023	Tākina, Wellington Convention and Exhibition Centre	Green Loan	180	180
Green Buildings	Hutt City Council	28 June 2022	2023	Te Ngaengae Pool + Fitness Centre	Green Loan	41	41
Green Buildings	Whangarei District Council	19 August 2022	2023	Te Iwitahi - Whangārei Civic Centre	Green Loan	59	59
Green Buildings	Tauranga City Council	15 March 2025	2023	Te Manawataki o Te Papa – Building 1 - Library and Community Hub Building 2 - Civic Whare, Exhibition & Museum	Green Loan	103	103
Green Buildings	Napier City Council	17 September 2025	2025	Managa (Council offices) and Te Aka (Library and Civic Precinct) Project	Green Loan	115	15
Climate Change Adaptation	Greater Wellington Regional Council	2 December 2021	2023	Te Wai Takamori o Te Awa Kairangi - RiverLink Project	Green Loan	227	103
Climate Change Adaptation	Tauranga City Council	31 August 2025	2023	Strand Seawall “Living Seawall”	Green Loan	7	3.2

¹ Where a GS Loan is “approved”, LGFA is not committed to provide those funds. Rather, LGFA has indicated to the relevant Borrower that, subject to satisfaction of conditions precedent, LGFA intends to advance the relevant amount as GS Loan(s) when the Borrower makes a request under LGFA’s Multi-Issuer Deed.

² GS Loan Lending Programme Criteria that the GS project was approved against.

As at 31 January 2026

Source: LGFA

GREEN AND SOCIAL LOANS WITH COUNCILS AND CCOs (continued)

Category	Borrower	Date Sustainable Loan Approved ¹	GS Loan Criteria Version ²	Project Description	Sustainable Loan Type	Approved Amount for Project ¹ (NZ\$ million)	Principal Amount Outstanding (NZ\$ million)
Climate Change Adaptation	Hurunui District Council	28 August 2025	2023	Amberley Beach Proactive Relocation	Green Loan	23.6	5.5
Climate Change Adaptation	Hawke's Bay Regional Council	3 November 2025	2025	Infrastructure Resilience Programme (NIWE)	Green Loan	49.8	0
Biodiversity Conservation	Tauranga City Council	10 October 2023	2023	Kopurererua Valley Stream Realignment	Green Loan	10.3	8.7
Clean Transportation	Infrastructure Holdings Ltd	23 September 2025	2025	Container Crane Procurement	Green Loan	15	15
Renewable Energy	New Plymouth District Council	23 September 2025	2025	Papa Rererangi i Puketapu (PRIP) Solar Farm	Green Loan	14.6	14.6
Total Green Loans						845.3	548.1
Affordable Housing	Christchurch City Council	17 November 2022	2023	ŌCHT Social Housing	Social Loan	55	42.2
Affordable Housing	Wellington City Council	28 August 2025	2023	Housing Upgrade Programme Phase 2 (HUP2)	Social Loan	432.5	10.0
Total Social Loans						487.5	52.2
Total Loans				15 Projects		1,387.8	600.3

¹ Where a GS Loan is “approved”, LGFA is not committed to provide those funds. Rather, LGFA has indicated to the relevant Borrower that, subject to satisfaction of conditions precedent, LGFA intends to advance the relevant amount as GS Loan(s) when the Borrower makes a request under LGFA’s Multi-Issuer Deed.

² GS Loan Lending Programme Criteria that the GS project was approved against.

CALs WITH COUNCILS AND CCOs

Borrowers	CAL Criteria Version	Maturity Date Range of CALs	Principal Amount Outstanding (NZ\$ million)
Auckland Council	2023	May 2028 to April 2033	1,100.0
Dunedin City Treasury Limited	2023	February 2030 to April 2033	540.0
Greater Wellington Regional Council	2023	August 2026 to September 2033	445.0
Hutt City Council	2023	October 2026 to July 2031	350.7
Kapiti Coast District Council	2023	May 2026 to October 2030	260.0
Tauranga City Council	2023	April 2027 to May 2031	544.0
Wellington City Council	2023	July 2027 to July 2033	906.5
Total			4,146.2



As 31 January 2026

**Absolutely Positively
Wellington City Council**

Me Heke Ki Pōneke

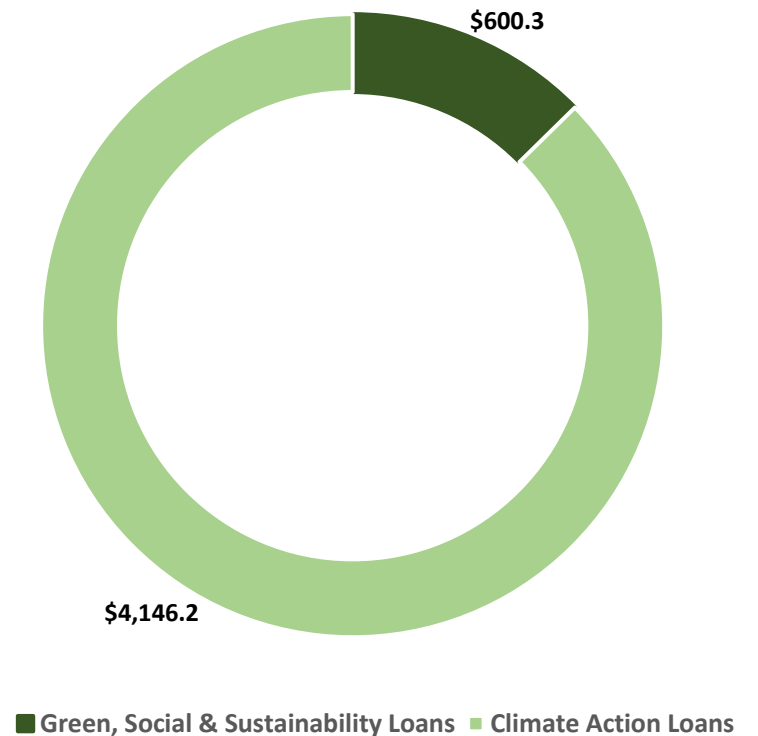


Source: LGFA

Sustainable financing bond proceeds will be notionally allocated to a pool of Sustainable Loans

- ❑ LGFA intends to notionally allocate an amount equal to the net proceeds of sustainable financing bonds to a pool of Sustainable Loans (consisting of either GSS Loans, CALs, or both) that meet the eligibility criteria set out in the Framework (**Sustainable Loan Asset Pool**).
- ❑ As at 31 January 2026, the Sustainable Loan Asset Pool is NZ\$4.746 billion (comprising NZ\$600.3 million GSS Loans and NZ\$4.146 billion CALs).
- ❑ LGFA intends to fully allocate a sustainable financing bond (i.e. notionally allocate an amount equal to the net proceeds) to Sustainable Loans within two years of the issue date of the relevant sustainable financing bond.
- ❑ LGFA will maintain a register (**Sustainable Loan Register**) of the Sustainable Loan Asset Pool.
- ❑ LGFA published its Sustainable Financing Allocation Report on 31 October 2025.

Types of Sustainable Loans in Sustainable Asset Pool
(NZ\$ million)



Important Notice and Disclaimer
Local Government Sector Update
LGFA Update
LGFA Debt Market Activity
Appendices



LGFA BOND ISSUANCE – FUNDING STRATEGY

❑ NZD Bonds

- Match NZ Government Bond where possible.
- Issuance of new lines by syndications and issuance of existing lines via both tenders and syndication taps.
- Liquidity important – objective of more than NZ\$1 billion per NZD series and soft cap of NZ\$3 billion per NZD series (including Treasury Stock).
- All LGFA bonds issued in NZ\$ are listed on NZX.
- All existing LGFA NZD bonds and bills are repo eligible.
- Objective to target tender issuance every four weeks of NZ\$100 million to NZ\$150 million in size and at least two maturities tendered.

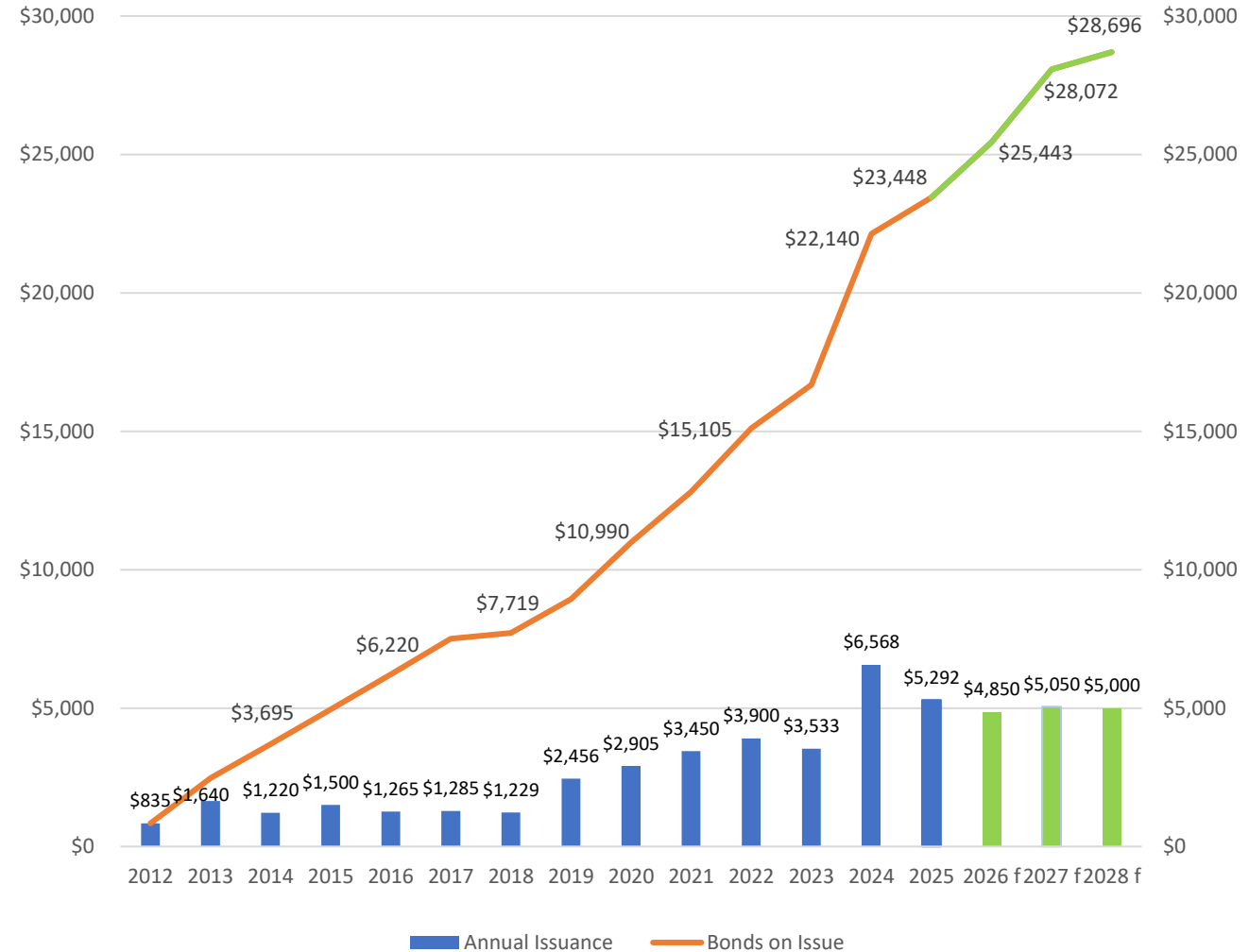
❑ AUD Bonds

- Established a curve from 3 years to 10 years.
- Objective of A\$1 billion per maturity.
- Objective of one maturity per calendar year.
- Issuance to establish a new maturity and then tap to increase volume if not achieved in initial issuance.

❑ Other markets

- NZD LGFA Bills
- ECP Programme with first issuance in April 2024.
- EMTN Programme with issuances in CHF, USD, EUR in 2025

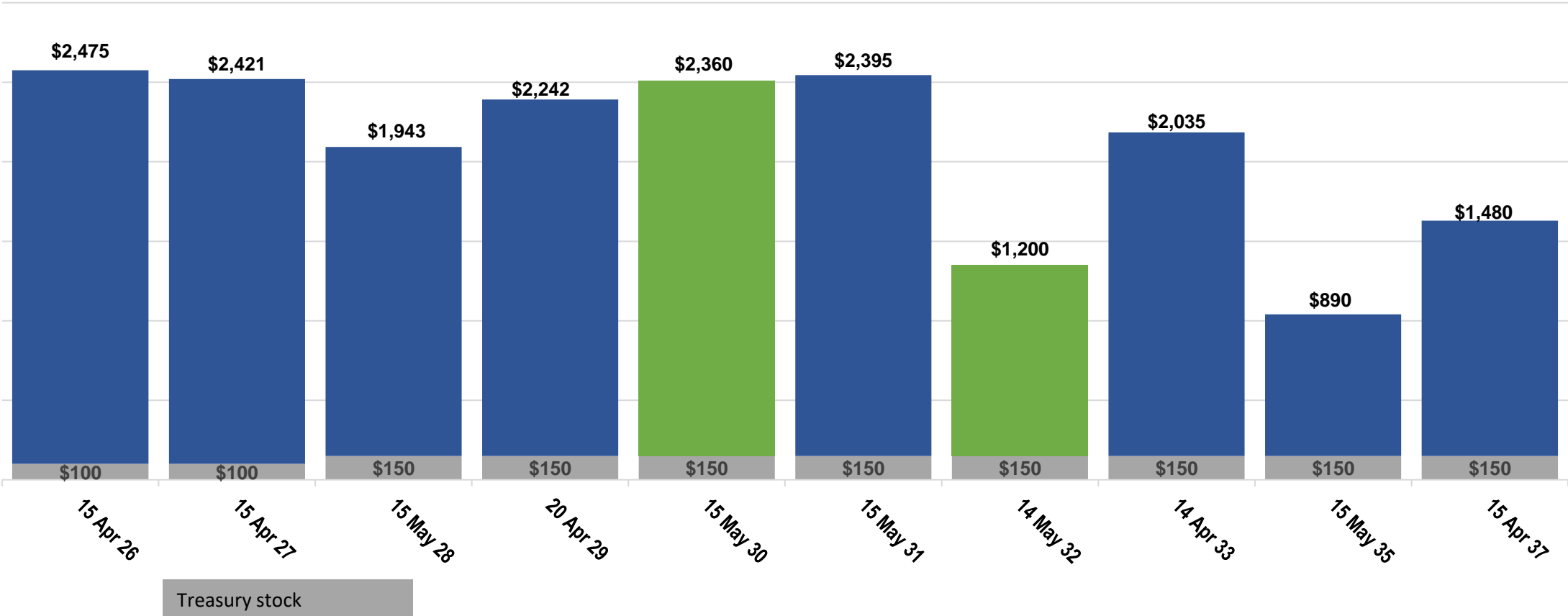
Annual LGFA Bond Issuance and Bonds on Issue (NZ\$ millions)



Forecasts from 2025-28 SOI released 28 June 2025 and revised 2025-26 FY Funding Update released 12 January 2026.

Note: Bond Issuance includes NZD and Foreign Currency Issuance.

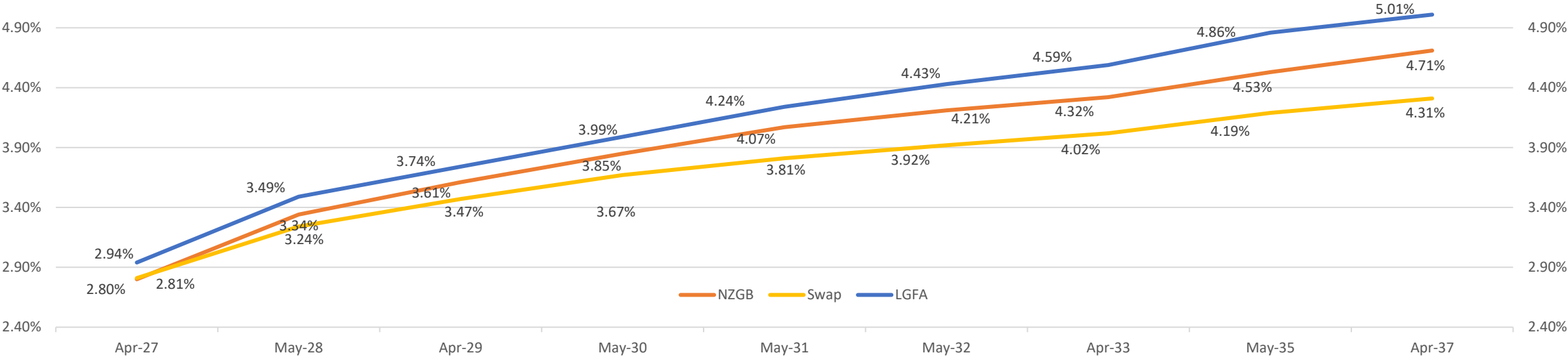
NZD bonds (NZ\$ millions)
As at 31 January 2026: NZD 19,441 million



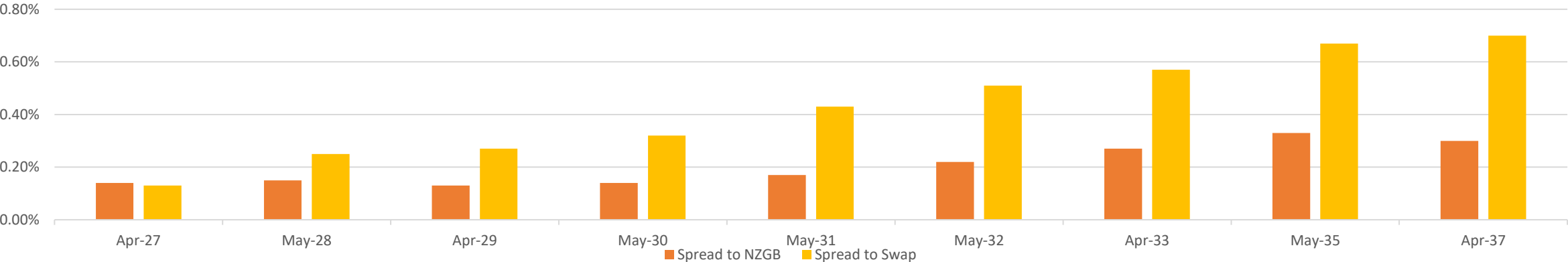
All NZD bonds are NZX listed
The 15 May 2030 and 14 May 2032 bond are NZD Sustainable Financing Bonds
Grey bars are NZ\$1.4 billion of Treasury Stock issued to LGFA

NZD YIELD CURVES AND LGFA SPREADS TO SWAP AND NZGB

LGFA NZD Bonds, NZGB and NZD Swap Curves



LGFA NZD Spreads to NZGB and NZD Swap



LGFA BOND ISSUANCE – HISTORY BY JUNE FINANCIAL YEAR (\$ million)

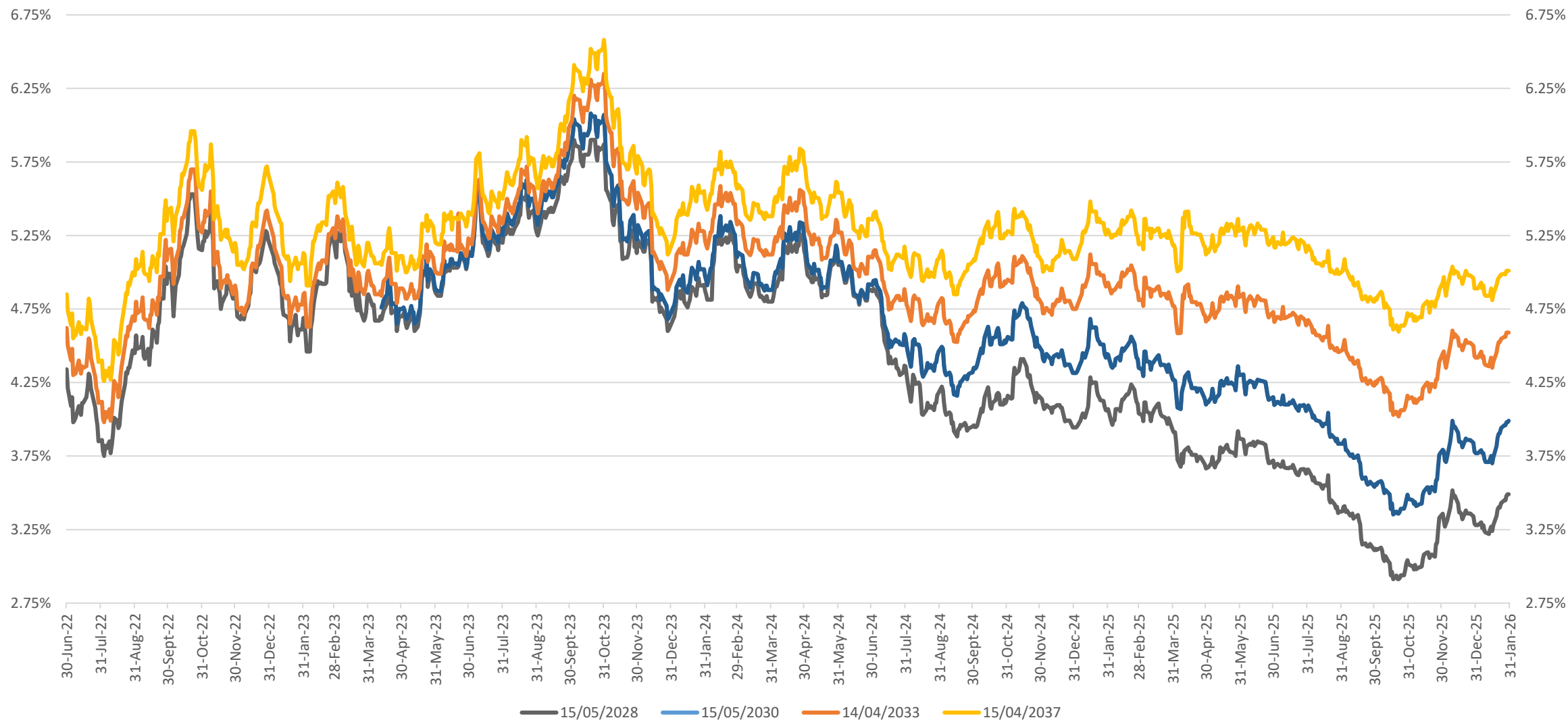
Maturity	Currency	2022-23	2023-24	2024-25	2025-26 (ytd)
15-Apr-24	NZD	220			
15-Apr-25	NZD	730	310		
15-Apr-26	NZD	340	600		
15-Apr-27	NZD	260	250	60	
8-Sep-27	AUD		500 ¹	500 ¹	
20-Mar-28	USD			500 ¹	
15-May-28	NZD	153	230	40	100
1-Aug-28	AUD		1,000 ¹		
20-Apr-29	NZD	360	210	60	100
1-Apr-30	EUR			500 ¹	
15-May-30	NZD	1,000	660	450	100
30-Sep-30	USD				500 ¹
28-Nov-30	AUD		650 ¹		50
15-May-31	NZD	270	975	100	100
02-Apr-32	CHF			220 ¹	
14-May-32	NZD			850	150
14-Apr-33	NZD	60	255	230	
8-Mar-34	AUD		500 ¹	300 ¹	
06-Oct-34	CHF				180 ¹
15-May-35	NZD	50	100	40	100
15-Apr-37	NZD	90	140	270	100
Total Volume (NZ\$ million)		3533	6568	5292	2040
Average NZD Bond Tender Size (NZ\$ million)		193	176	133	110
Average Issuance Term (years)		5.33	5.93	5.99	6.35

¹ Foreign Currency amount not NZD

Excludes any issuance of Treasury Stock

As at 31 January 2026

LGFA NZD BOND YIELDS IN SECONDARY MARKET

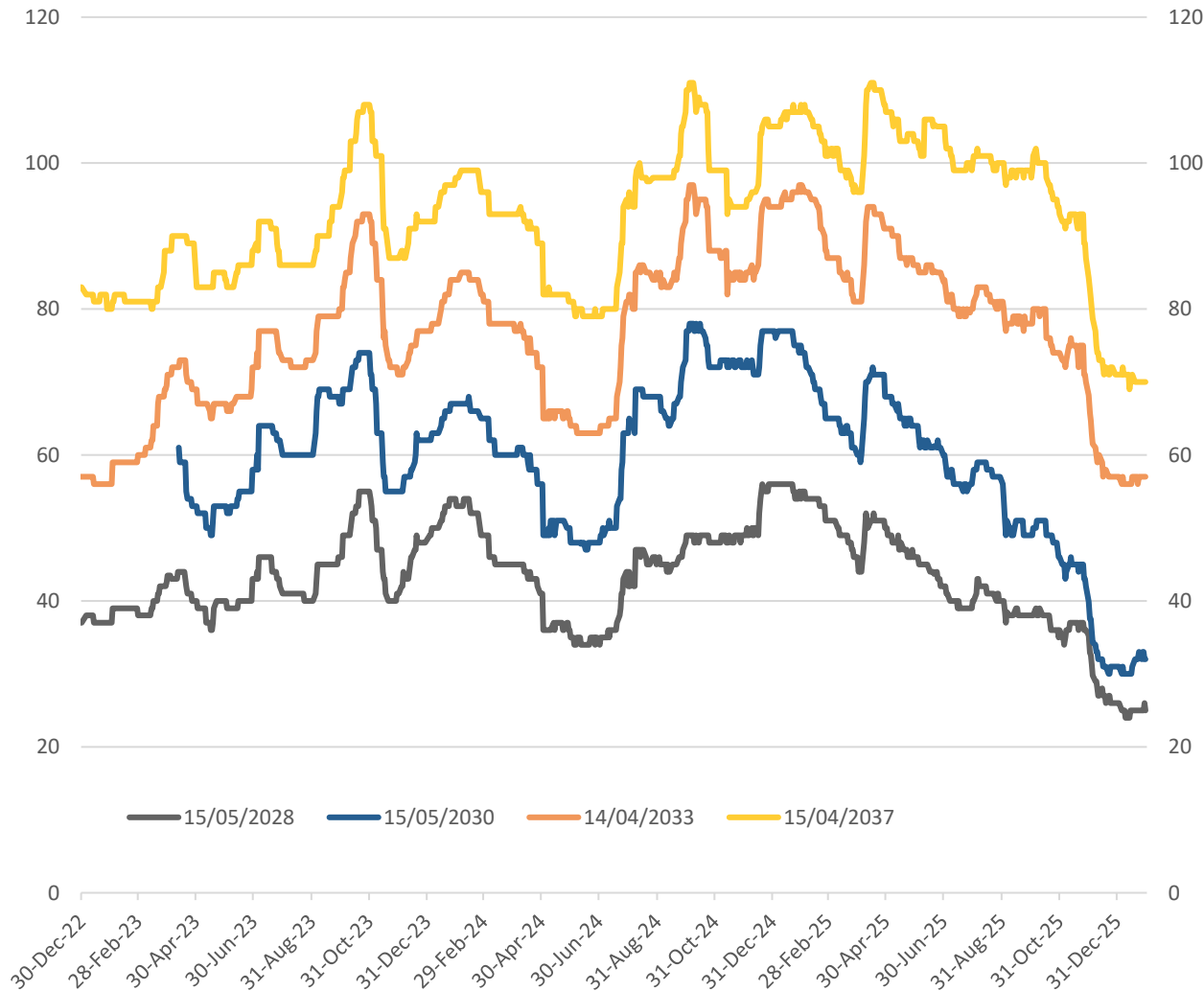


Secondary market end of day up to 31 January 2026 with yields sourced from New Zealand Banks and Bloomberg

Source: LGFA

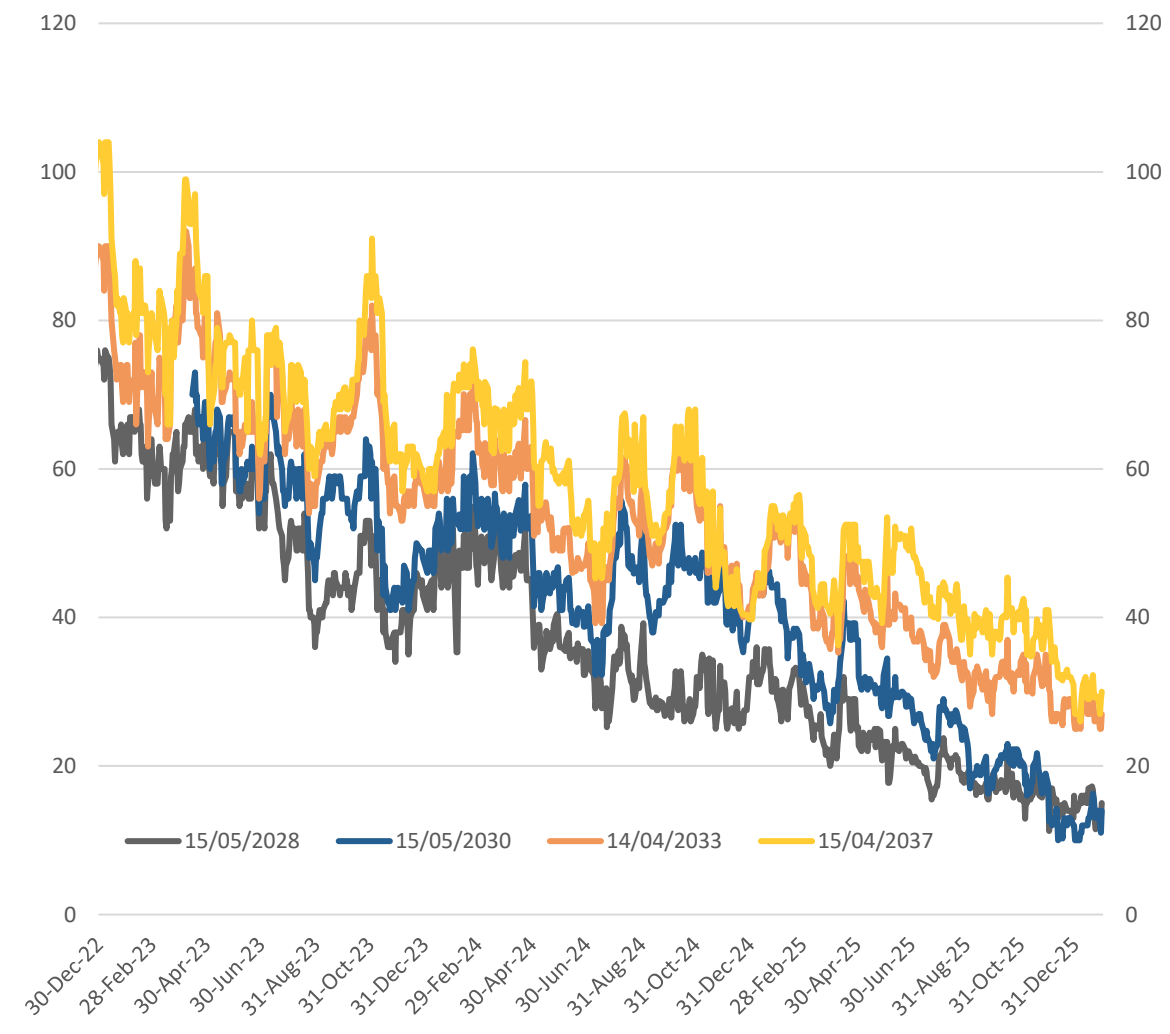
LGFA NZD BOND SPREADS IN SECONDARY MARKET

LGFA NZD Bonds Spread to Swap (bps)



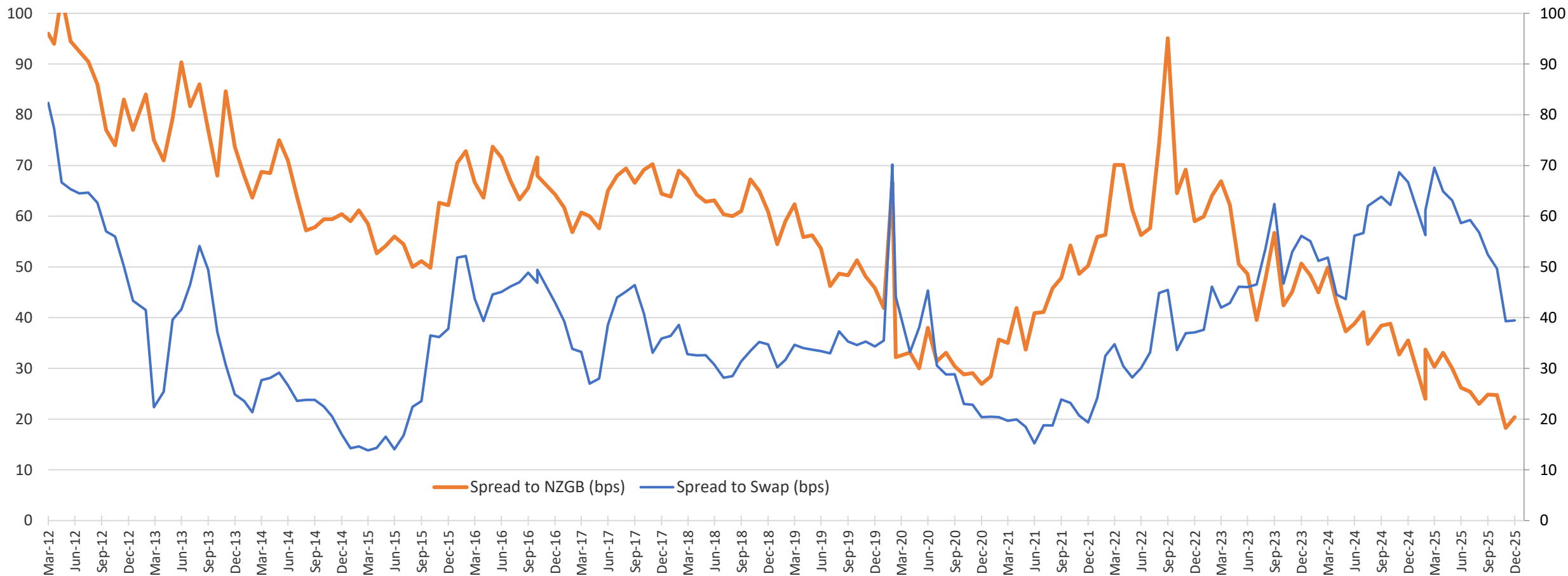
Secondary market end of day

LGFA NZD Bond Spread to NZGB



Source: LGFA

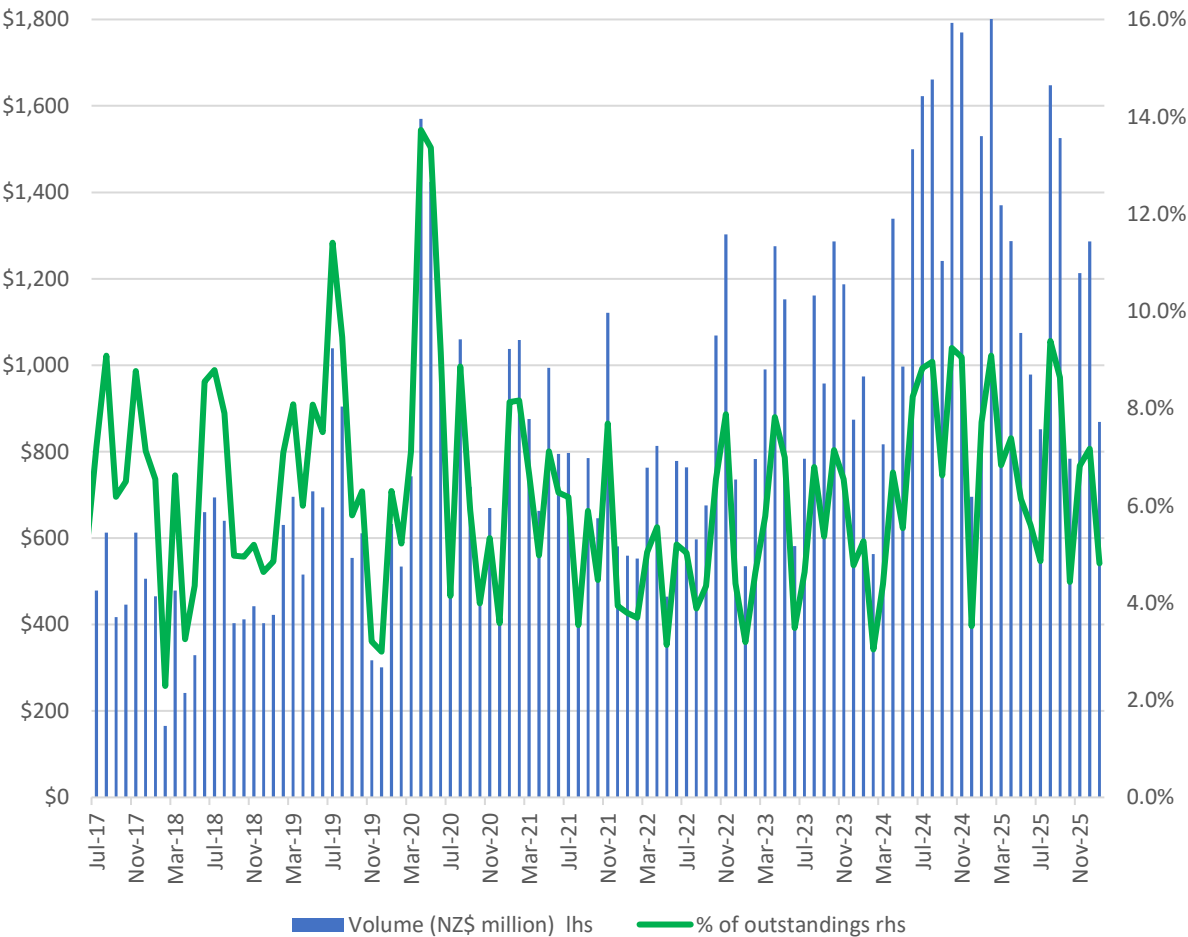
LGFA NZD BONDS - SPREADS TO NZGB AND SWAP (bps)



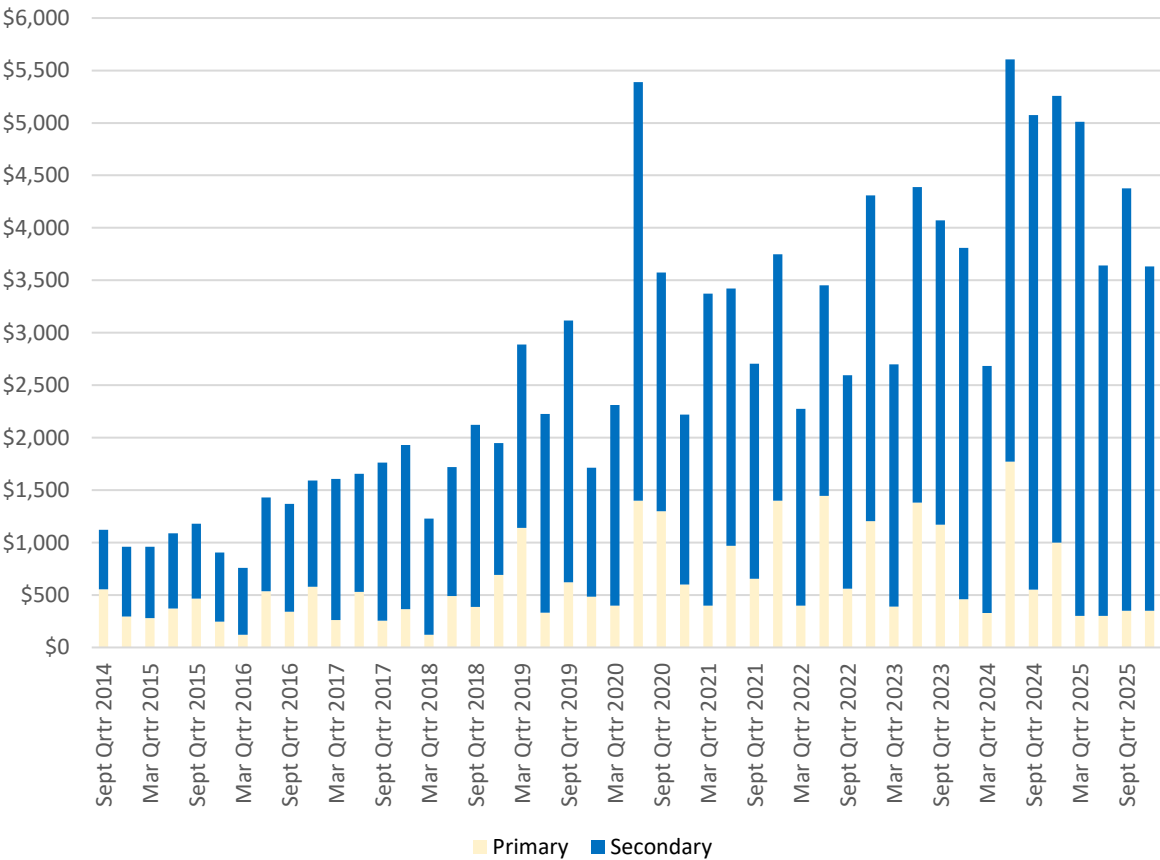
Secondary market levels as at end of each month taken from end of month closing rate sheets published by NZ banks
Simple average of existing LGFA bond maturities

PRIMARY AND SECONDARY MARKET ACTIVITY – NZD BONDS

Secondary Market Turnover NZD Bonds - Monthly (NZ\$ million)



LGFA Primary and Secondary Market Activity - NZD Bonds Quarterly (NZ\$ million)



Note: LGFA analysis of change in investor holdings at Computershare registry. Buy side only, does not capture intra day activity or tender activity. Activity in LGFA bonds excluded six months prior to maturity.

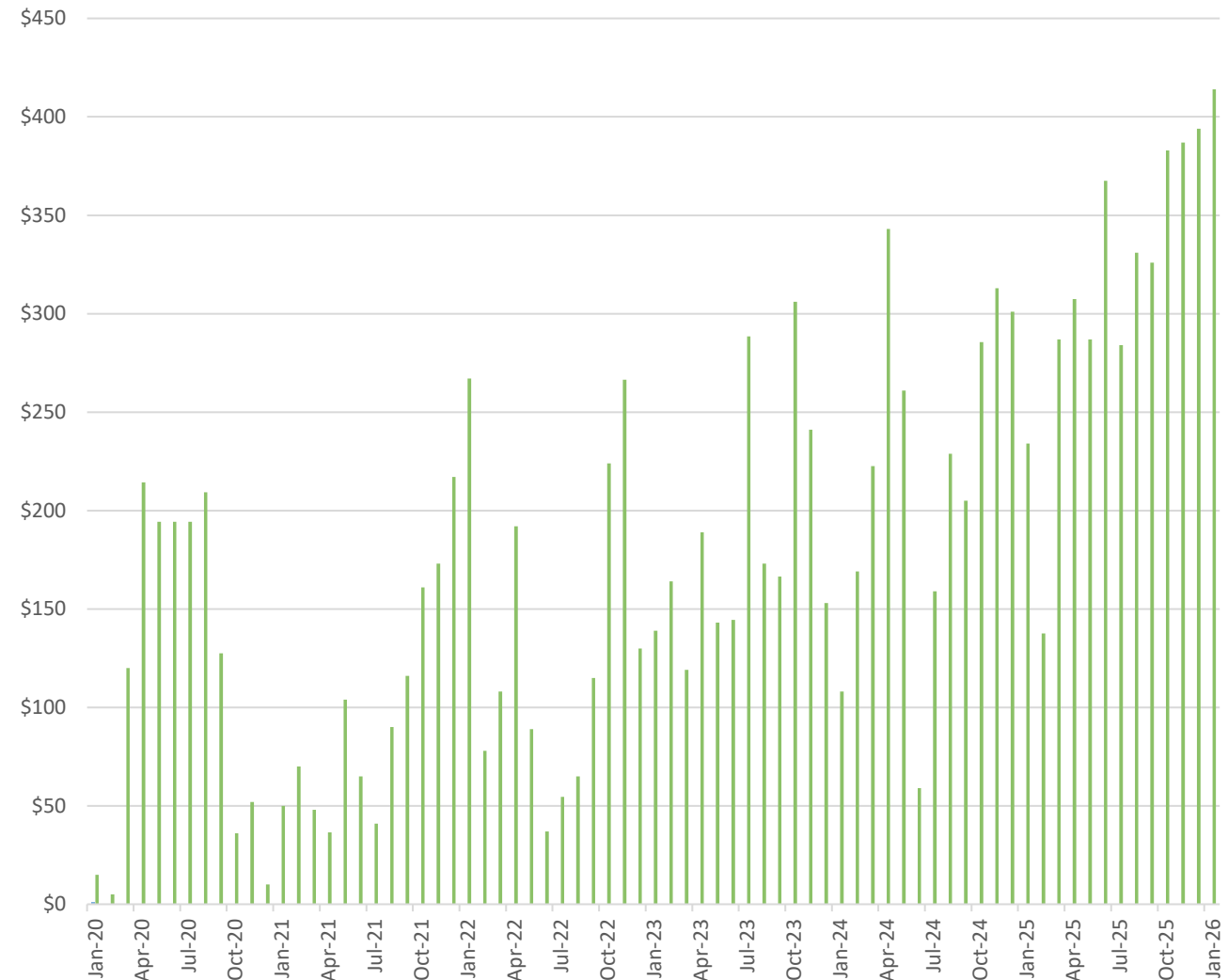
❑ NZD Bond Lending

- Established December 2016.
- Treasury Stock held by LGFA up to NZ\$150 million per maturity.
- Lent to LGFA bond price makers secured against cash collateral at the RBNZ OCR.
- Unlimited term of repo but typically 1 week.
- Objective is not to encourage/facilitate speculative positioning taking but to facilitate offer side liquidity.

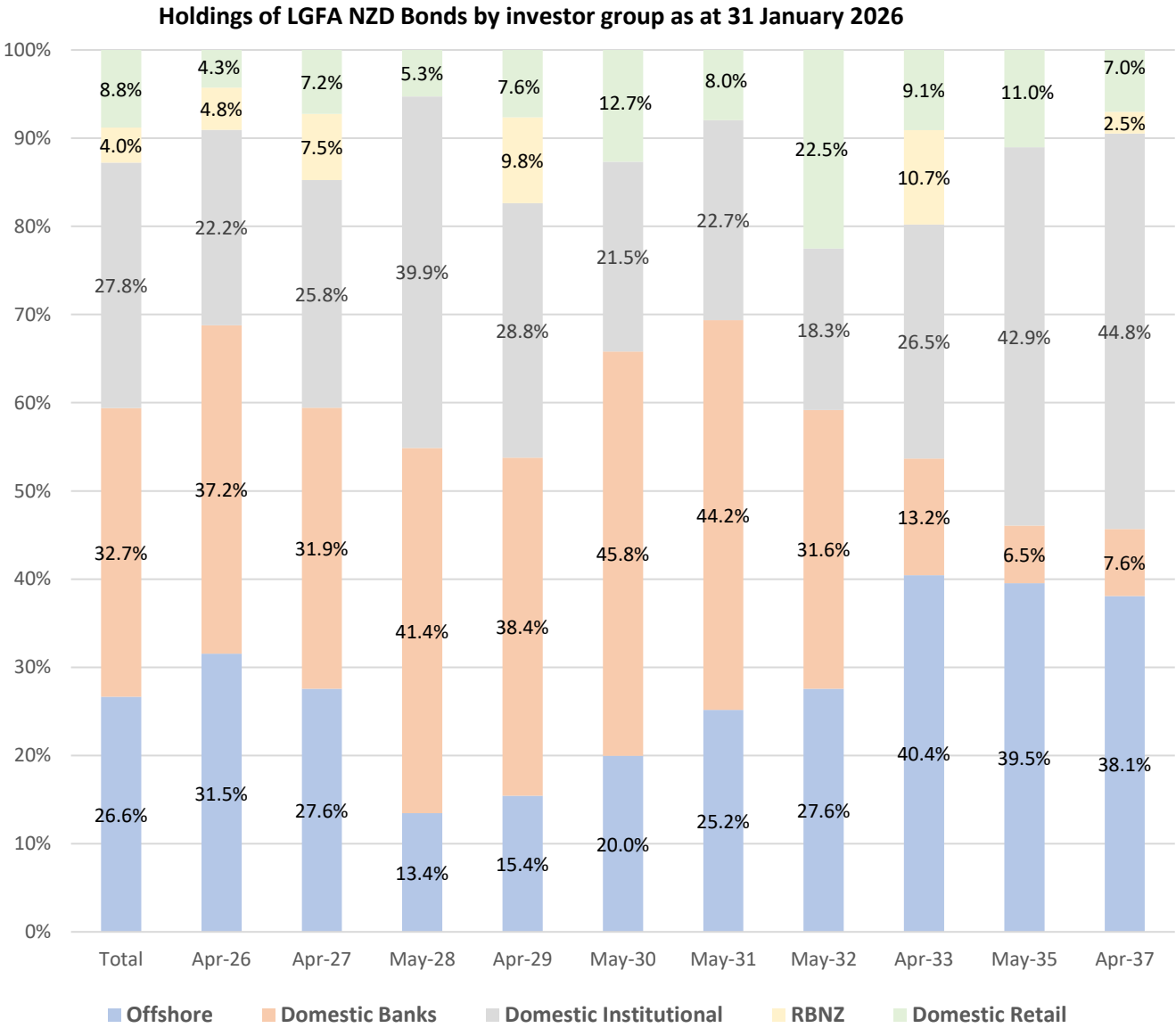
❑ NZD Bond Repurchases

- Established May 2025.
- Weekly repurchase tenders – Wednesday at midday (NZT).
- Amount and repurchase bond announced each Tuesday.
- Focus to date has been on the short dated (April 2026) LGFA Bond but could consider longer tenors.
- To date the offer to buy back is up to NZ\$25 million each week.
- Objective to provide market support as required and to reduce refinancing risk to LGFA by repurchasing ahead of maturity date.
- All LGFA NZD bonds on issued are retail bonds listed on NZX and therefore any repurchase must be an offer to all bond holders to buy back.
- Repurchased NZ\$329.9 million of the April 2026 at spreads between 1.5 bps over and 0.5 bps below prevailing mid-market spread as at 31 January 2026.

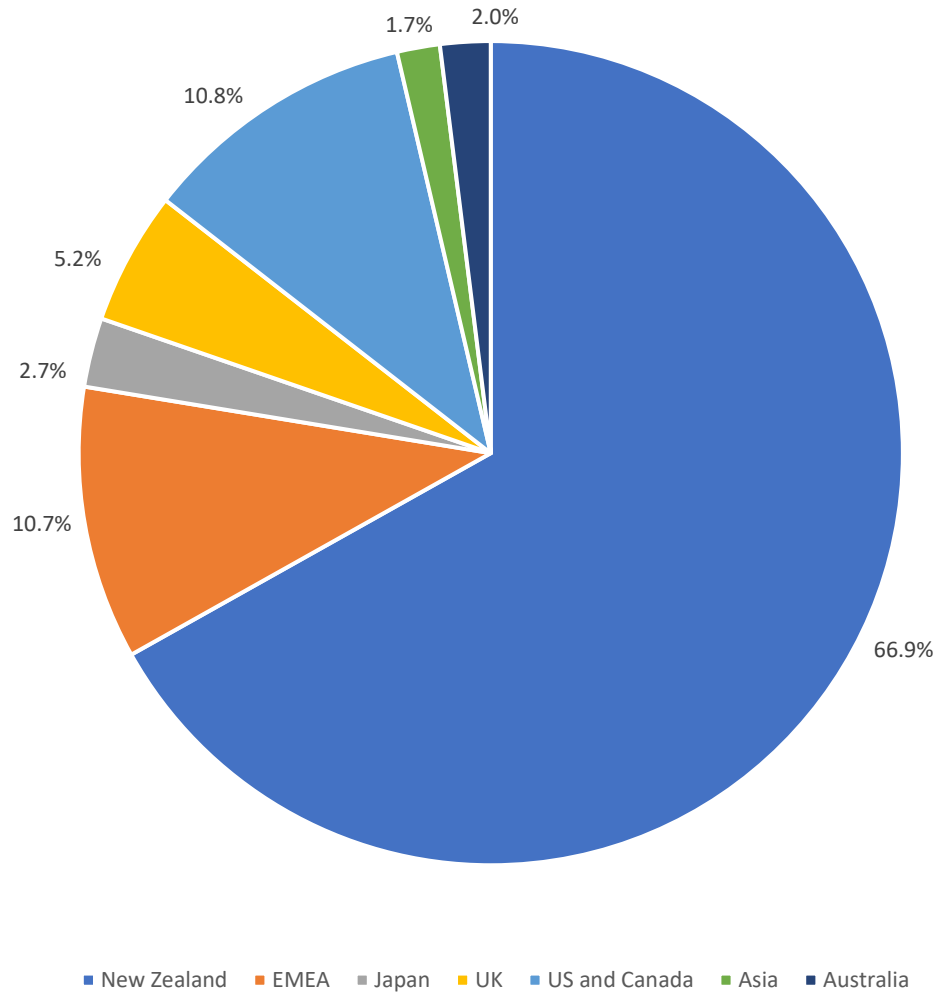
Stock Lending as at month end (NZ\$ million)



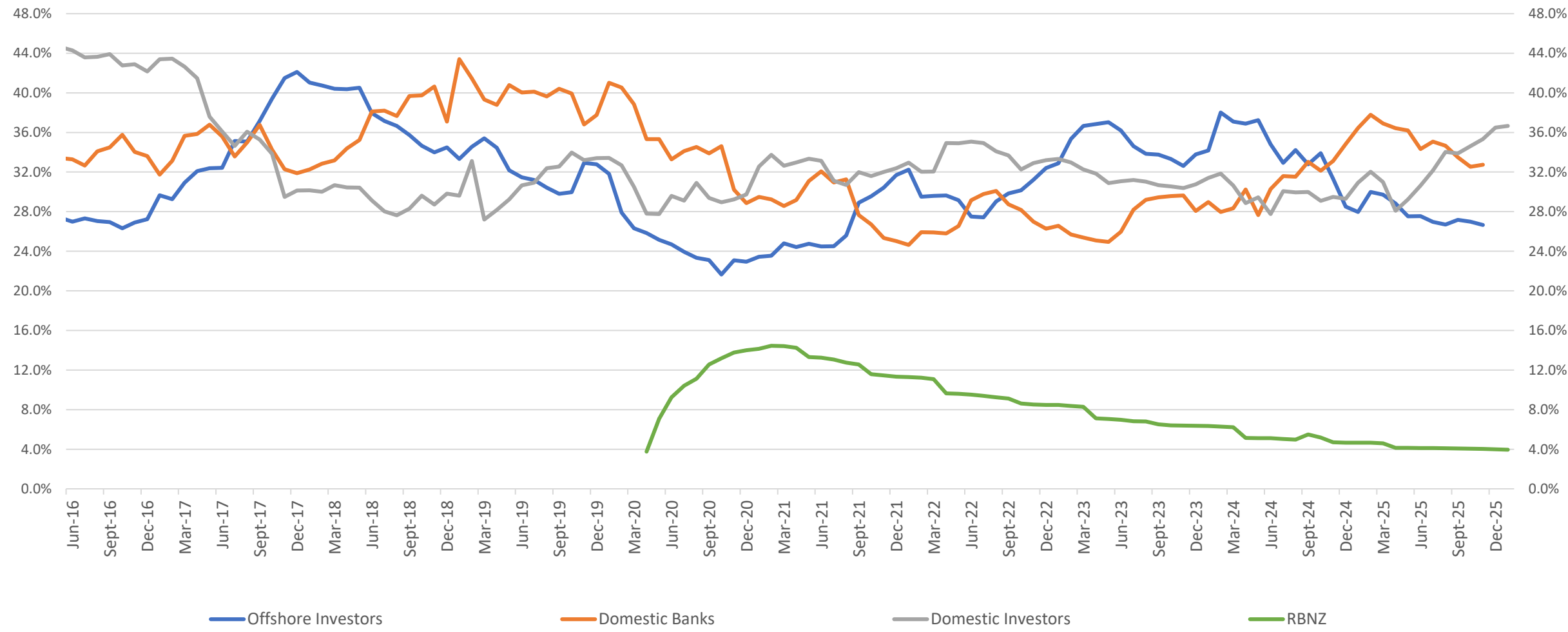
WHO HOLDS LGFA NZD BONDS?



LGFA NZD Bond holders by country of residence as at 31 March 2025



LGFA INVESTOR HOLDINGS OF NZD BONDS



LGFA WITHIN NZ DOMESTIC CAPITAL MARKETS

Largest issuers of NZD bonds – by outstandings

	Issuer	Amount Outstanding (NZ\$)
1	LGFA (AAA)	\$19,441,000,000
2	World Bank (AAA)	\$8,345,000,000
3	Asian Development Bank (AAA)	\$5,874,000,000
4	Housing New Zealand Ltd (AAA)	\$5,665,000,000
5	Westpac Bank Group (AA-)	\$5,750,000,000
6	Bank of New Zealand / NAB (AA-)	\$5,200,000,000
7	ASB Bank / CBA Group (AA-)	\$4,226,000,000
8	Kiwibank (A)	\$3,580,000,000
9	Auckland Council (AA)	\$2,905,000,000
10	International Finance Corp (AAA)	\$2,297,000,000
11	Rabobank (A+)	\$2,147,750,000
12	ANZ Bank (AA-)	\$1,895,000,000
13	Inter-American Development Bank (AAA)	\$1,791,000,000
14	Infratil (unrated)	\$1,627,757,800
15	Kommunalbanken (AAA)	\$1,491,000,000
16	Auckland International Airport (A-)	\$1,425,000,000
17	Toyota Finance Group (AA-)	\$1,396,350,000
18	Nordic Investment Bank (AAA)	\$1,320,000,000
19	Mercury NZ (BBB+)	\$1,300,000,000
20	Transpower (AA-)	\$1,075,000,000

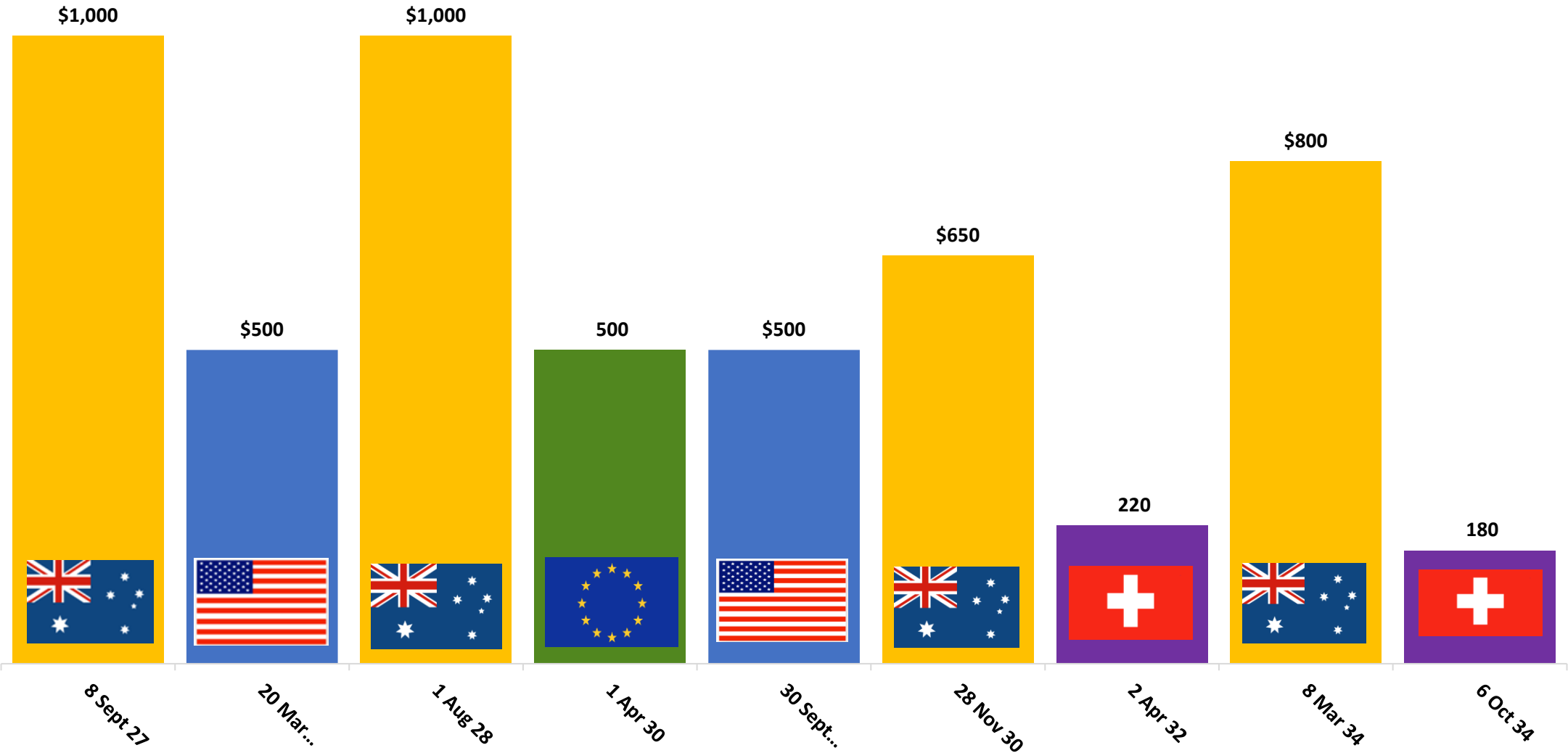
Largest individual tranches of NZD bonds

Issuer	Maturity	Tranche Size (NZ\$)
LGFA	15/04/2026	\$2,475,000,000
LGFA	15/04/2027	\$2,421,000,000
LGFA	15/05/2031	\$2,395,000,000
LGFA	15/05/2030	\$2,360,000,000
LGFA	20/04/2029	\$2,242,000,000
LGFA	14/04/2033	\$2,035,000,000
LGFA	15/05/2028	\$1,943,000,000
World Bank (IBRD)	30/11/2026	\$1,500,000,000
LGFA	15/04/2037	\$1,480,000,000
Housing New Zealand Ltd	18/10/2028	\$1,425,000,000
Housing New Zealand Ltd	5/10/2026	\$1,240,000,000
Asian Development Bank	28/01/2027	\$1,200,000,000
ASB Bank	02/09/2030	\$1,200,000,000
LGFA	15/05/2032	\$1,200,000,000
Housing New Zealand Ltd	24/04/2030	\$1,150,000,000
Westpac Bank	24/09/2029	\$1,100,000,000
World Bank (IBRD)	2/02/2028	\$1,050,000,000
World Bank (IBRD)	10/06/2026	\$1,000,000,000
World Bank (IBRD)	10/05/2028	\$1,000,000,000
Bank of New Zealand (BNZ)	01/09/2028	\$1,000,000,000
Westpac Bank	6/07/2026	\$1,000,000,000

Excludes NZ Government and LGFA holdings include LGFA Treasury Stock As at 31 January 2026

Source: LGFA, Bloomberg

LGFA FOREIGN CURRENCY BONDS ON ISSUE





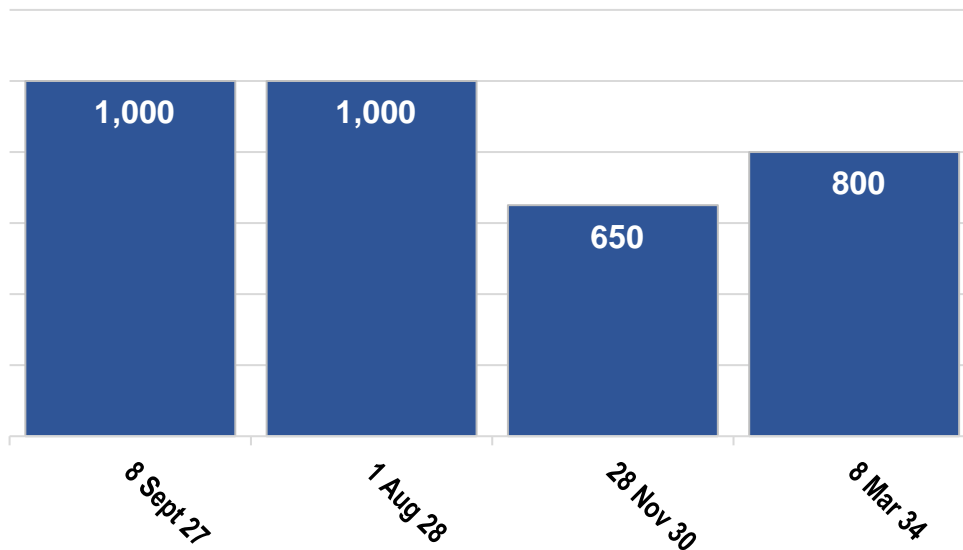
Background

- ❑ Historical preference to fund in NZD given borrowing requirement.
- ❑ Diversification of funding sources required as balance sheet and annual funding requirement increased.
- ❑ AUD Medium Term Notes programme established 2017.
- ❑ Annual funding requirement approx. NZ\$5.5 billion in each of next three years prompted shift to become Australasian issuer in 2023.
- ❑ The AUD Medium Term Note programme is a wholesale programme and notes issued under that programme are only available to specified wholesale investors.



AUD bonds on issue (A\$ millions)

As at 31 January 2026: AUD 3,450 million

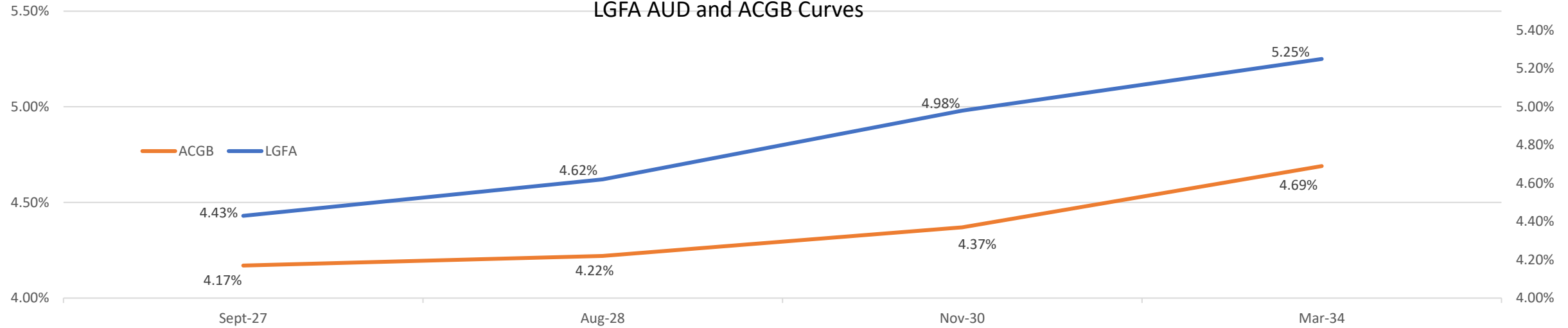


Allocations	2028s	2030s	2027s	2034s	2027s	2034s
Issuance Date	25-Jul-23	21-Nov-23	1-Mar-24	1-Mar-24	25-Jul-24	25-July-24
Issue Size (A\$ millions)	\$1,000	\$650	\$500	\$500	\$500	\$350
Issue Type	New	New	New	New	Tap	Tap
Number of Investors	45	27	29	25	26	23
Investor Type						
Central Bank/Official Institution	47%	53%	43%	67%	20%	21%
Asset Manager	44%	29%	24%	31%	36%	27%
Bank	6%	10%	27%	1%	26%	44%
HF/Trading	2%	6%	6%	1%	18%	8%
Other	1%	2%	0%	0%	0%	0%
Investor by Region						
EMEA	29%	63%	60%	82%	69%	45%
Australia/NZ	36%	21%	22%	12%	11%	13%
Asia	34%	15%	17%	6%	19%	42%
North America	1%	1%	1%	0%	1%	0%

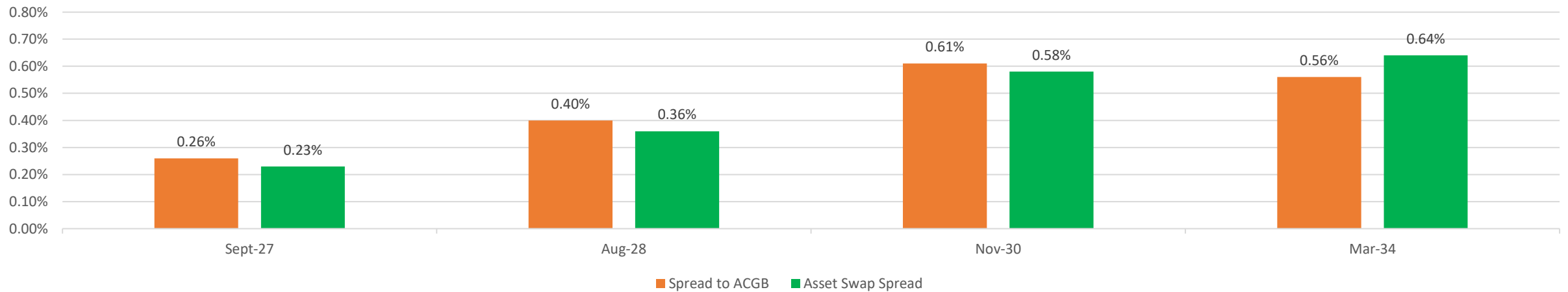
LGFA AUD BONDS – YIELDS AND SPREADS



LGFA AUD and ACGB Curves



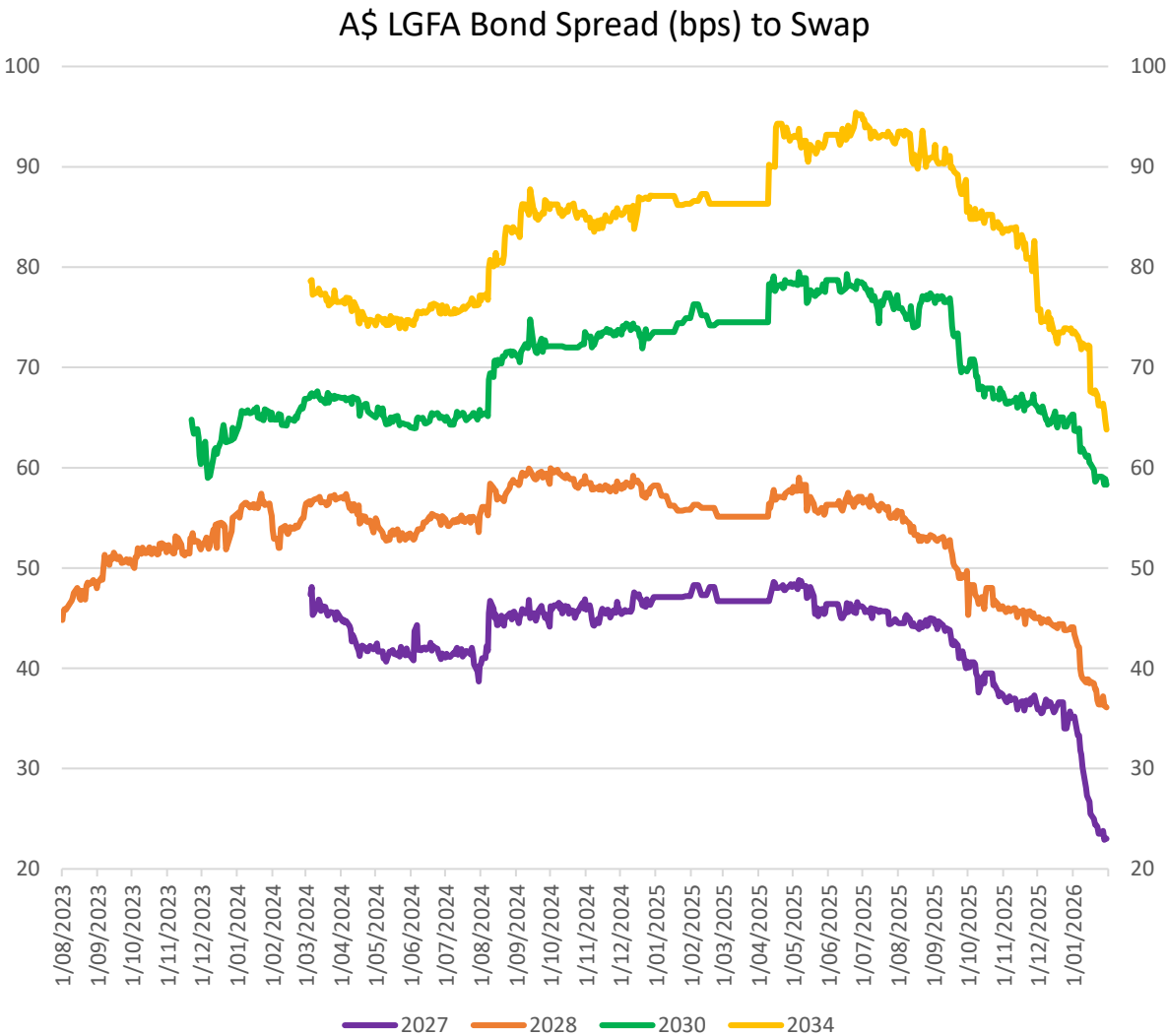
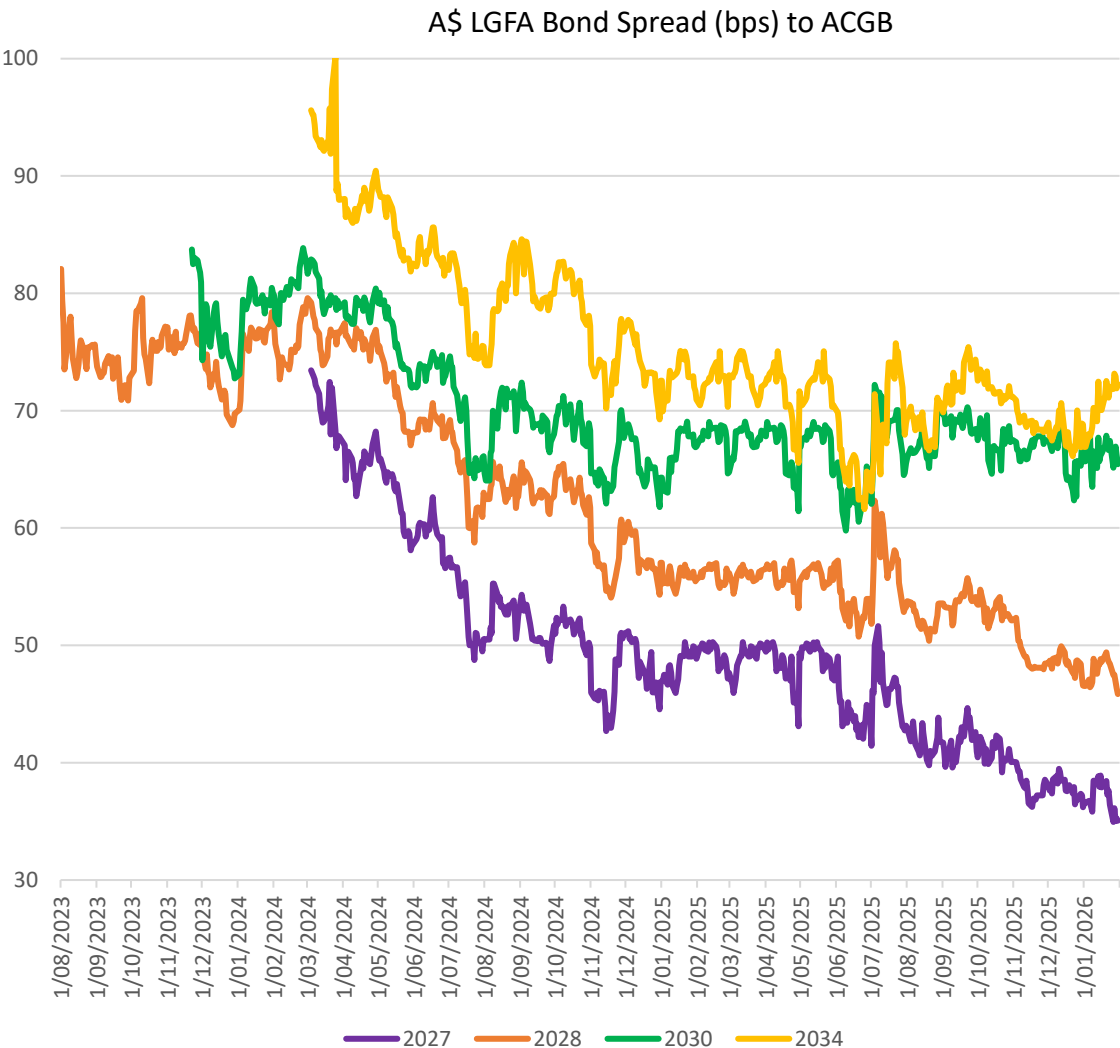
LGFA Spreads to ACGB and ASW



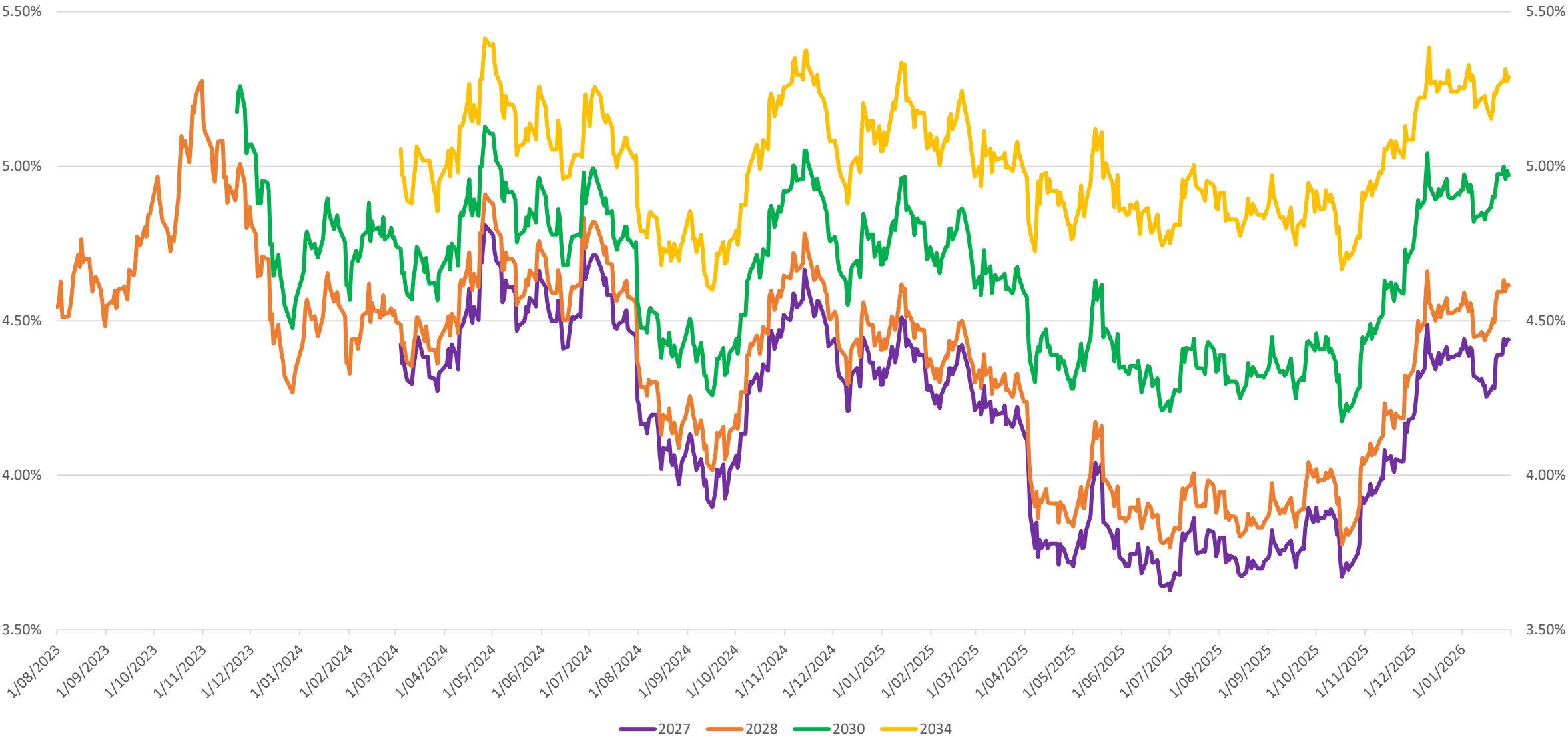
As at 31 January 2026

Source: LGFA, Yieldbroker, Bloomberg

LGFA AUD BONDS - SPREAD TO ACGB AND ASW (bps)



LGFA AUD BOND YIELDS



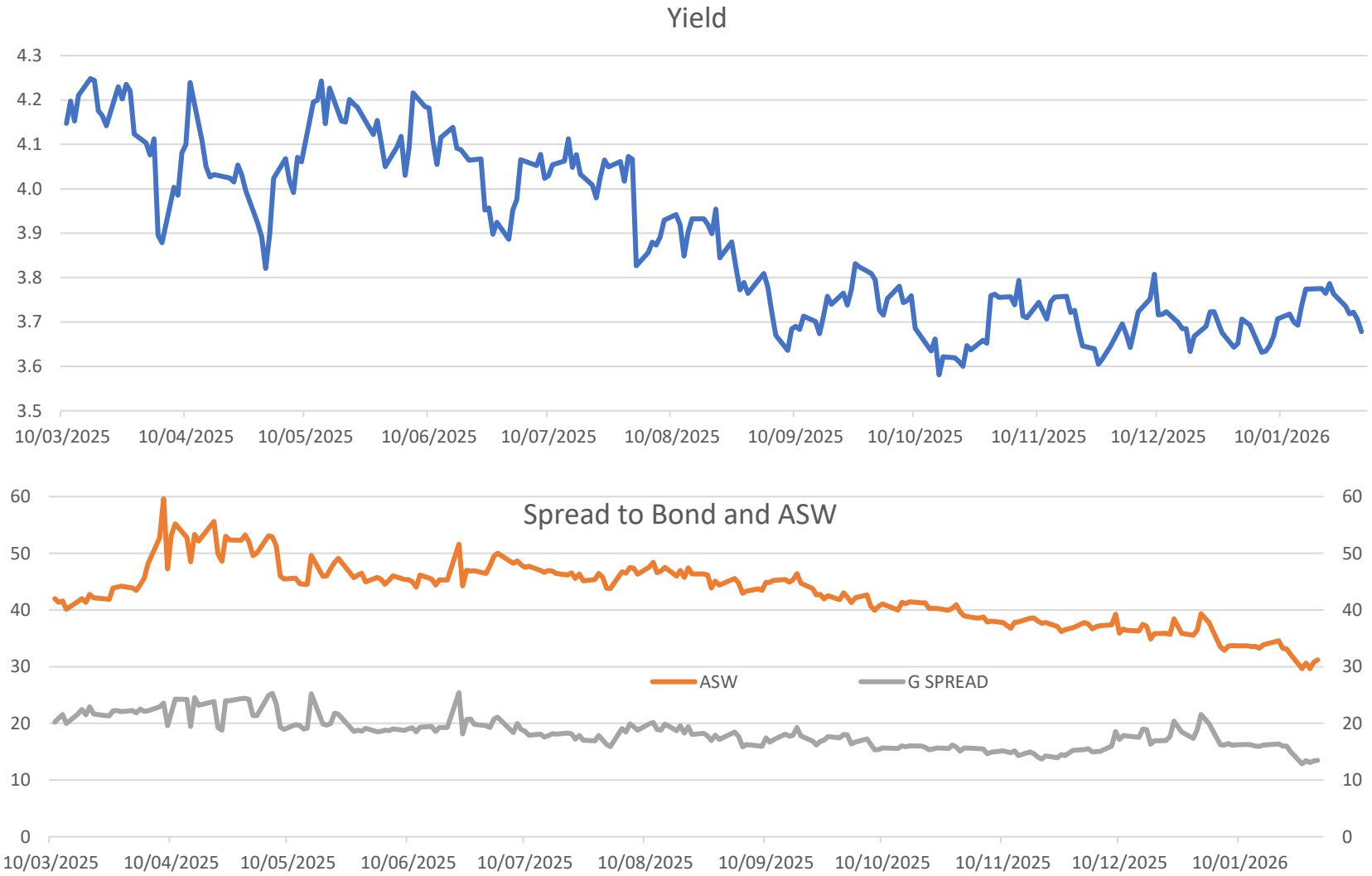
LGFA USD500m BOND – 20 MARCH 2028



Maturity Date	20-Mar-28	
Issue Size	USD 500 million	
Coupon	4.125%	
Margin to Swap	44 bps	
Margin to Bond	22.7 bps	
Pricing Date	13-Mar-25	
Issuance Date	20-Mar-25	
Order Book	USD 2.608 billion	
Number of Investors	49	

Investor Type		
Asset Manager	\$120.25	24.1%
Bank	\$97.45	19.5%
Central Bank/Official		
Institution	\$197.00	39.4%
Corporate	\$37.00	7.4%
Hedge Fund	\$47.00	9.4%
Insurance/Pension	\$1.30	0.3%
	\$500.00	

Investor Location		
Americas	\$146.40	29.3%
APAC	\$40.30	8.1%
Benelux	\$48.50	9.7%
France	\$26.20	5.2%
Germany	\$10.30	2.1%
Italy	\$44.35	8.9%
Nordic	\$10.40	2.1%
other Europe	\$1.50	0.3%
Switzerland	\$20.00	4.0%
UK and Ireland	\$152.05	30.4%
	\$500.00	



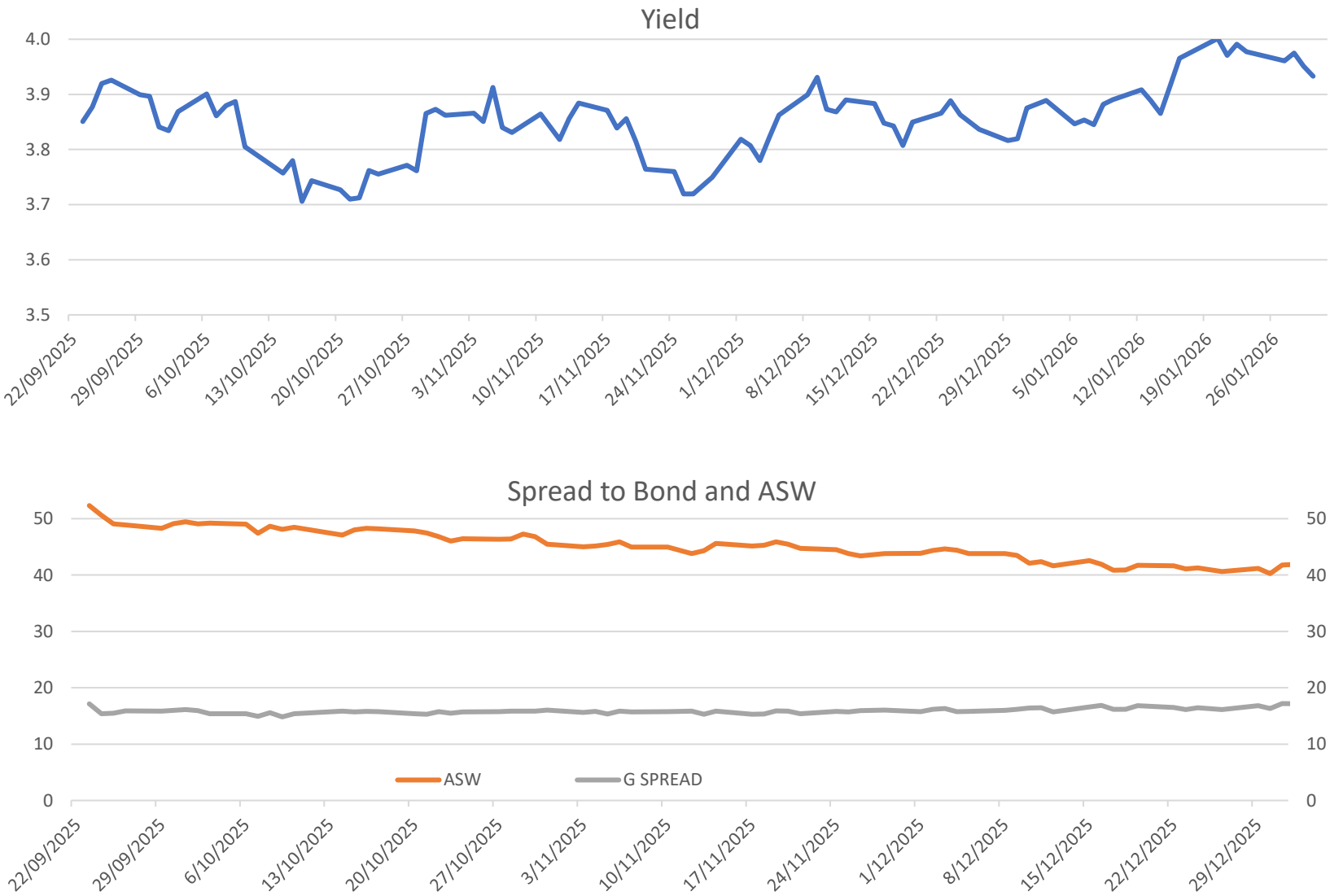
LGFA USD500m BOND – 30 SEPTEMBER 2030



Maturity Date	30-Sep-30
Issue Size	USD 500 million
Coupon	3.750%
Margin to Swap	53 bps
Margin to Bond	18.3 bps
Pricing Date	23-Sep-25
Issuance Date	30-Sep-25
Order Book	USD 3.173 billion
Number of Investors	57

Investor Type		
Asset Manager	\$138.60	27.7%
Bank	\$89.60	17.9%
Central Bank/Official Institution	\$199.50	39.9%
Corporate	\$0.00	0.0%
Hedge Fund	\$32.50	6.5%
Insurance/Pension	\$39.80	8.0%
	\$500.00	

Investor Location		
Americas	\$141.75	28.4%
APAC	\$71.50	14.3%
EMEA	\$286.75	57.4%
	\$500.00	



LGFA EUR500m BOND – 1 APRIL 2030



LGFA

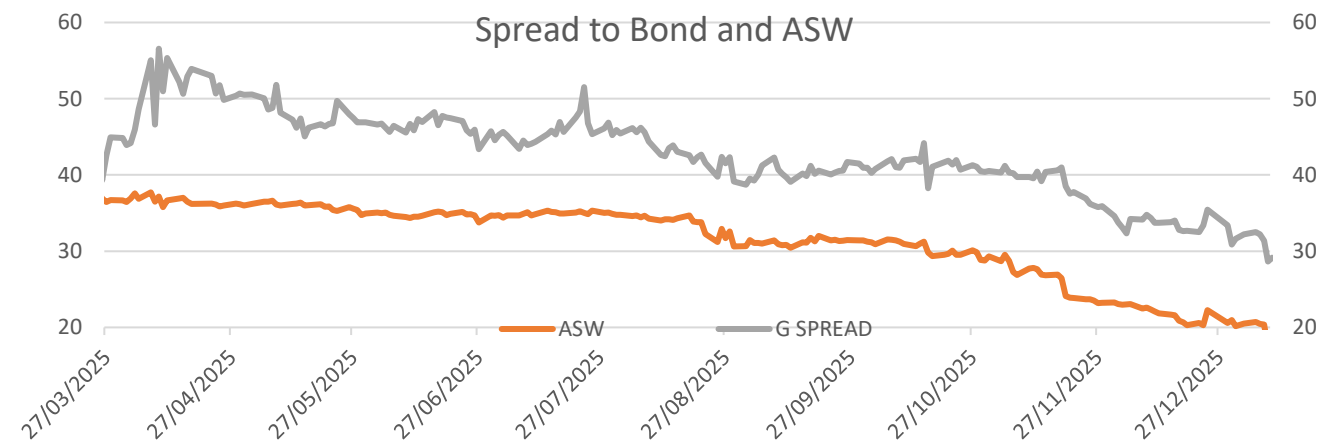
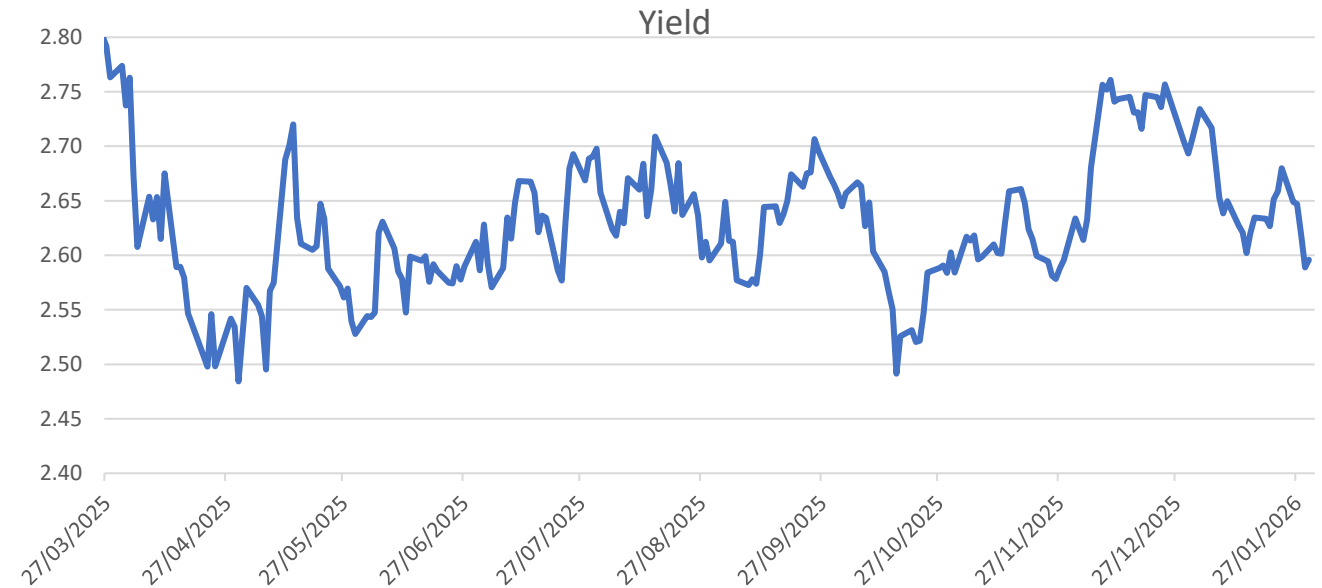


New Zealand Local
Government Funding Agency
Te Pūtea Kāwanatanga ā-rohe

Issue Size: EUR 500 million
Maturity Date: 1 April 2030
Coupon: 2.875% coupon
Margin to Swap: + 38 bps
Pricing Date: 25 March 2025
Issuance Date: 1 April 2025
Order Book: EUR 2.258 billion
Number of Investors: 47

Investor Type	Allocation Amount	Allocation %
Asset Manager	€ 234,800,000	47.0%
Central Bank / Official Inst.	€ 192,000,000	38.0%
Bank & Fin. Institution	€ 47,300,000	10.0%
Other	€ 14,100,000	3.0%
Insurer / Pension Fund	€ 11,800,000	2.0%

Investor Location	Allocation Amount	Allocation %
Benelux	€ 152,800,000	31.0%
Nordic	€ 94,000,000	19.0%
UK & Ireland	€ 86,200,000	17.0%
Asia	€ 64,400,000	13.0%
Other Europe	€ 36,700,000	7.0%
France	€ 27,000,000	5.0%
Germany & Austria	€ 21,900,000	4.0%
Switzerland	€ 13,900,000	3.0%
Other	€ 3,100,000	1.0%



Source: LGFA

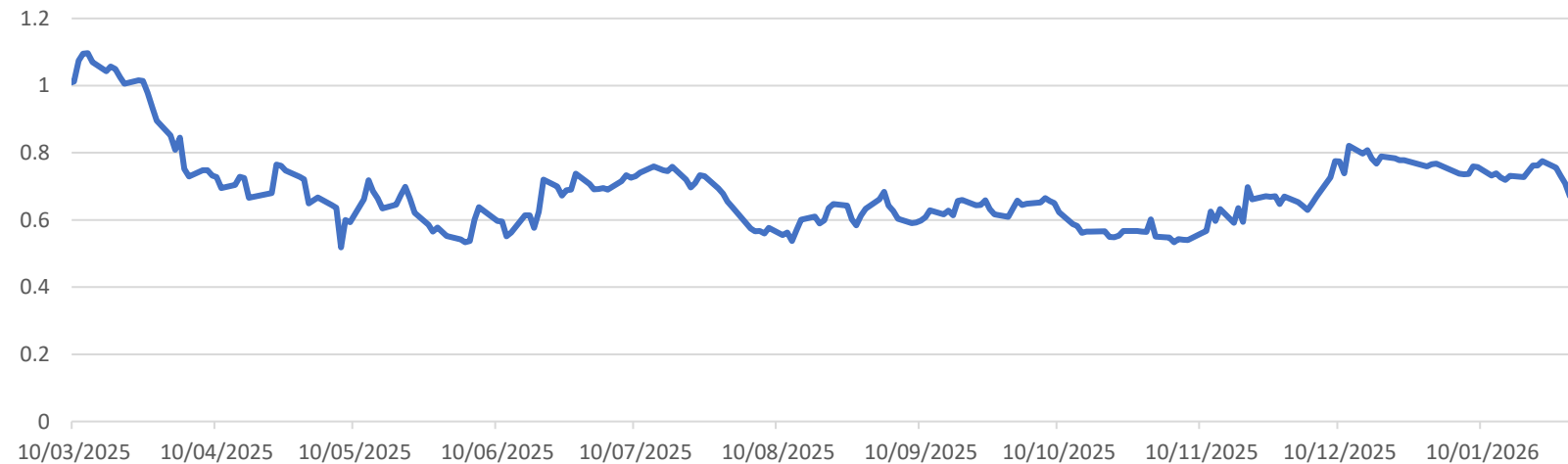
LGFA CHF BOND – 2 APRIL 2032



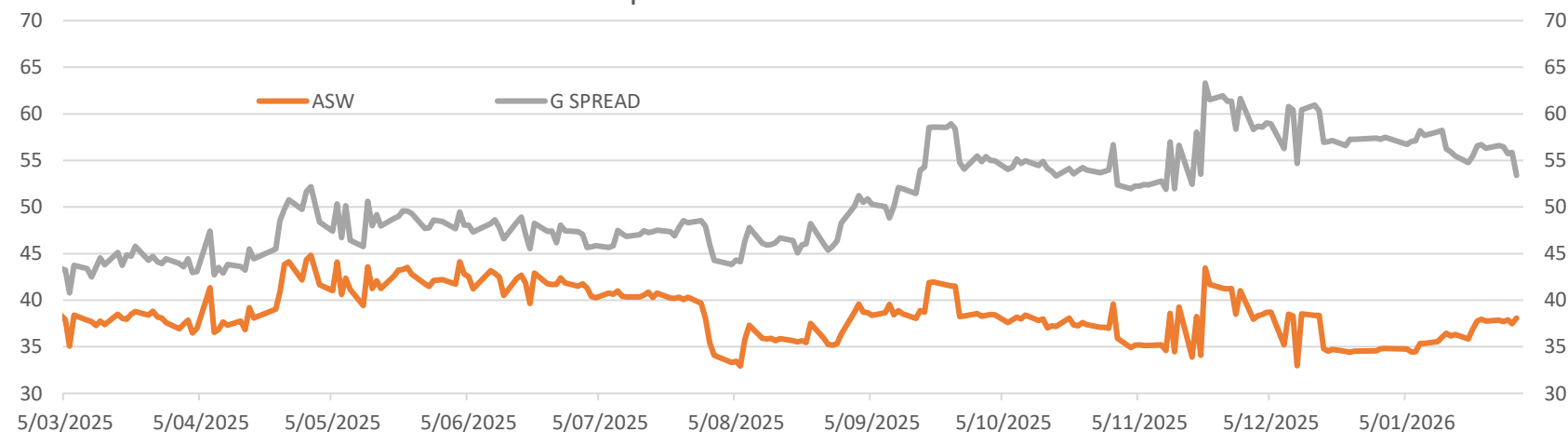
Maturity Date	2-Apr-32
Issue Size	CHF 220 million
Coupon	0.770%
Margin to Swap	38 bps
Pricing Date	4-Mar-25
Issuance Date	2-Feb-25

Investor	Allocation (CHF)	Allocation (%)
Asset Managers	103.4	47.0%
Treasury	88	40.0%
Insurance	15.4	7.0%
Pension Funds	11	5.0%
Banks/Private Banks	2.2	1.0%

Yield



Spread to Bond and ASW

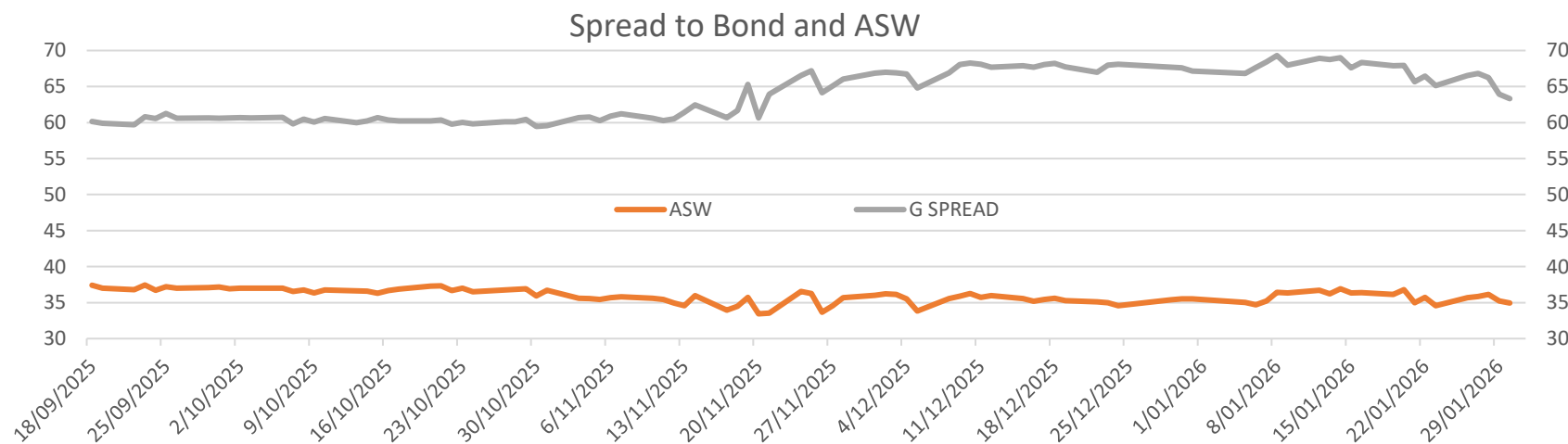
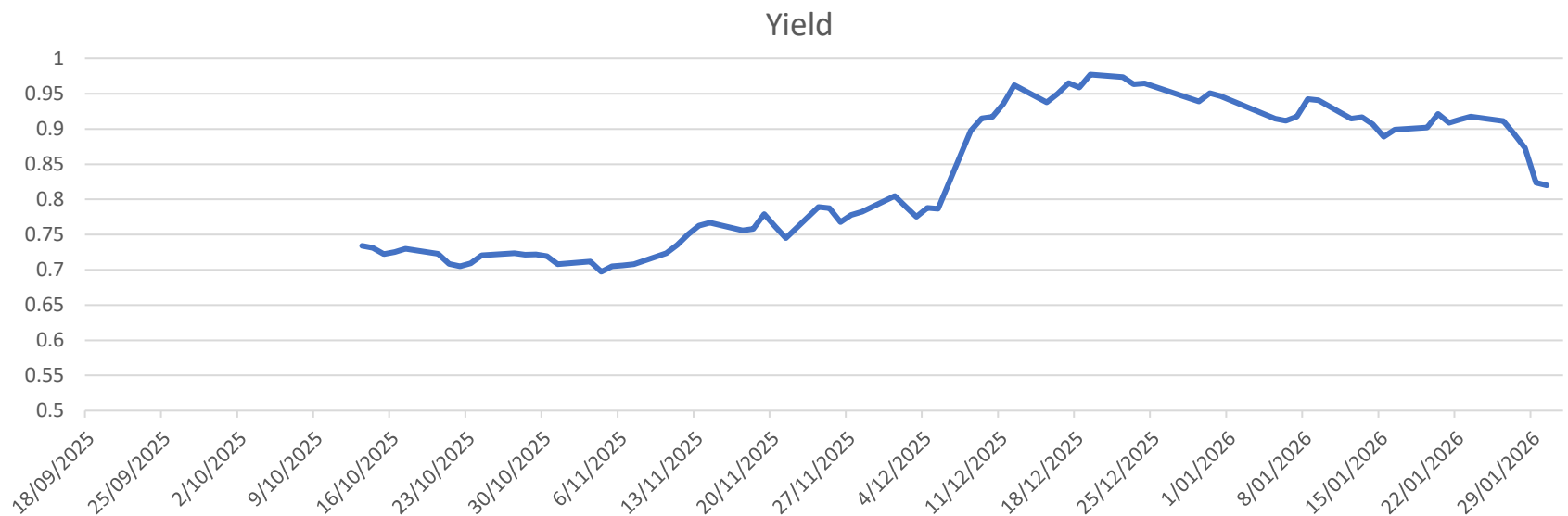


LGFA CHF BOND – 6 OCTOBER 2034



Maturity Date	6-Oct-34
Issue Size	CHF 180 million
Coupon	0.7375%
Margin to Swap	38 bps
Pricing Date	18-Sep-25
Issuance Date	6-Oct-25

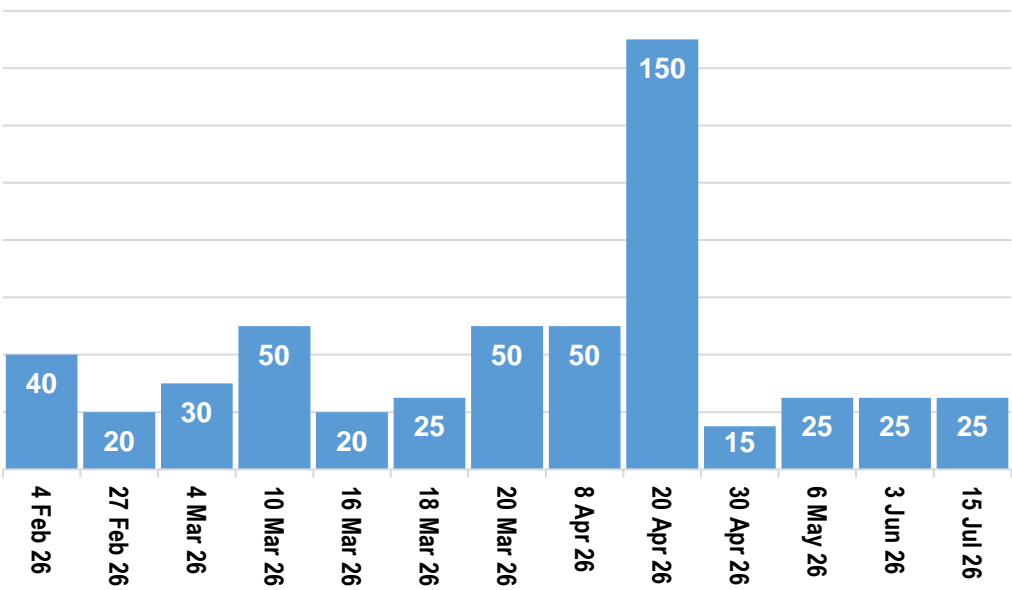
Investor	Allocation (CHF)	Allocation (%)
Asset Managers	59.49	33.1%
Treasury	84.6	47.0%
Insurance	19.98	11.1%
Pension Funds	10.8	6.0%
Banks/Private Banks	5.13	2.9%



LGFA NZD BILLS

- ☐ NZD denominated
- ☐ A1+ /F1 ratings (SP/Fitch)
- ☐ NZ\$545 million on issue as at 31 January 2026
- ☐ Terms of 30 days to 364 days
- ☐ Spread of 4 bps to 8 bps over BKBM
- ☐ Spread of 9 bps to 12 bps over NZ Treasury Bills
- ☐ Monthly tenders and private placements

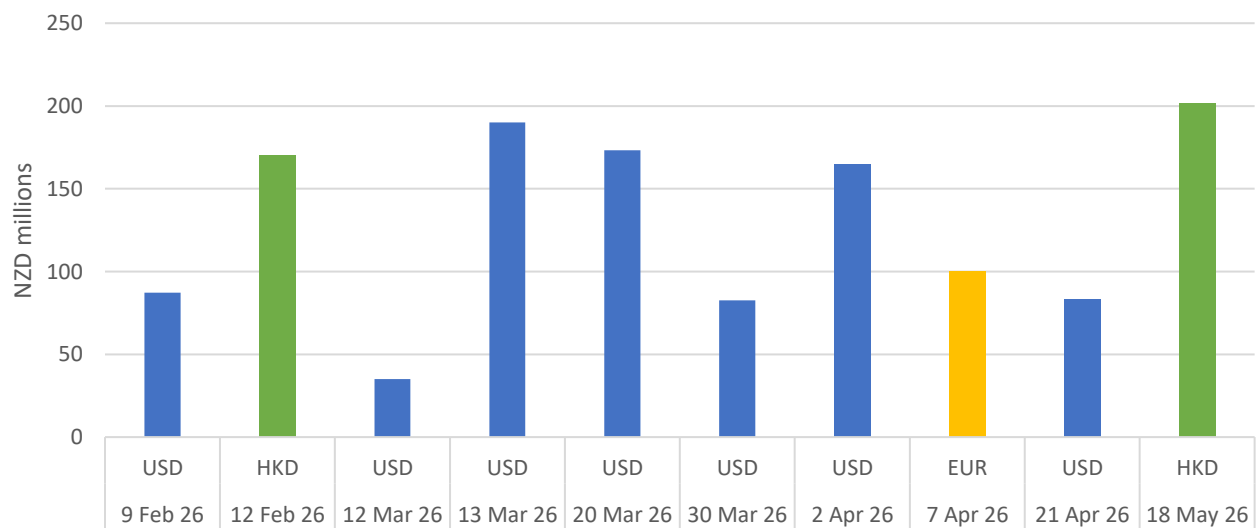
LGFA NZD Bills



LGFA Euro Commercial Paper (ECP)

- ☐ Programme established September 2023
- ☐ Barclays, UBS, CBA and BOAML dealers
- ☐ USD, EUR, HKD and NZD preferred but open to other currencies
- ☐ Terms of 30 days to 364 days
- ☐ Issuance commenced April 2024
- ☐ US\$480 million, EUR50 million and HKD1.7 billion on issue as at 31 January 2026
- ☐ Preferred tranche size of US\$50 million
- ☐ Priced to be one of the highest yielding non-bank A1+ issuers

LGFA ECP



As at 31 January 2026

Source: LGFA

Important Notice and Disclaimer

Local Government Sector Update

LGFA Update

LGFA Debt Market Activity

Appendices



LGFA MEMBERS AS AT 31 JANUARY 2026

Shareholders	Total Shares (NZ\$)	Shareholding (%)	Amount borrowed (NZ\$ million)	Borrowing (%)	Share Guarantee (%)
New Zealand Government	5,000,000	11.1%			
Auckland Council	3,731,960	8.3%	3,140.0	13.2	28.1
Christchurch City Council	3,731,960	8.3%	2,770.3	11.6	7.7
Wellington City Council	3,731,958	8.3%	1,880.5	7.9	5.4
Tauranga City Council	3,731,958	8.3%	1,432.2	6.0	3.3
Hamilton City Council	3,731,960	8.3%	1,078.7	4.5	2.8
Wellington Regional Council	3,731,958	8.3%	1,038.0	4.3	3.0
Kapiti Coast District Council	200,000	0.4%	403.0	1.7	1.0
Hutt City Council	200,000	0.4%	593.7	2.5	1.8
Bay of Plenty Regional Council	3,731,958	8.3%	322.6	1.4	0.9
Tasman District Council	3,731,958	8.3%	381.3	1.6	1.1
Waimakariri District Council	200,000	0.4%	210.0	0.9	1.0
Hastings District Council	746,392	1.7%	493.0	2.1	1.3
Whangarei District Council	1,492,784	3.3%	295.0	1.2	1.4
Palmerston North City Council	200,000	0.4%	335.4	1.4	1.4
New Plymouth District Council	200,000	0.4%	431.8	1.8	1.5
Horowhenua District Council	200,000	0.4%	240.1	1.0	0.6
Taupo District Council	200,000	0.4%	199.0	0.8	1.0
South Taranaki District Council	200,000	0.4%	156.0	0.7	0.5
Marlborough District Council	400,000	0.9%	333.5	1.4	1.0
Whanganui District Council	200,000	0.4%	214.6	0.9	0.9
Western Bay of Plenty District Council	3,731,958	8.3%	220.7	0.9	1.0
Manawatu District Council	200,000	0.4%	106.4	0.4	0.5
Whakatane District Council	200,000	0.4%	224.5	0.9	0.7
Waipa District Council	200,000	0.4%	426.3	1.8	0.9
Gisborne District Council	200,000	0.4%	237.8	1.0	0.9
Thames-Coromandel District Council	200,000	0.4%	98.0	0.4	1.1
Masterton District Council	200,000	0.4%	73.4	0.3	0.5
Hauraki District Council	200,000	0.4%	169.7	0.7	0.4
Selwyn District Council	373,196	0.8%	300.9	1.3	1.1
Otorohanga District Council	200,000	0.4%	15.3	0.1	0.2
Total	45,000,000		17,821.7	74.6	72.7

Note: Total shares includes called and uncalled shares

Source: LGFA

LGFA MEMBERS (CONTINUED) AS AT 31 JANUARY 2026

Borrowers and Guarantors	Amount borrowed (NZ\$ million)	Borrowing (%)	Share of Guarantee (%)
Ashburton District Council	140.7	0.6	0.5
Buller District Council	33.3	0.1	0.1
Canterbury Regional Council	81.0	0.3	1.9
Carterton District Council	27.1	0.1	0.2
Central Otago District Council	85.0	0.4	0.5
Central Hawke's Bay District Council	47.0	0.2	0.3
Clutha District Council	158.4	0.7	0.3
Dunedin City Council	0.0	0.0	2.3
Far North District Council	176.4	0.7	1.2
Gore District Council	62.1	0.3	0.3
Grey District Council	42.6	0.2	0.2
Hawke's Bay Regional Council	114.8	0.5	0.5
Hurunui District Council	97.6	0.4	0.3
Invercargill City Council	186.5	0.8	0.8
Kaikoura District Council	9.3	0.0	0.1
Kaipara District Council	44.0	0.2	0.6
Mackenzie District Council	25.1	0.1	0.2
Manawatu-Wanganui Regional Council	84.0	0.4	0.7
Matamata-Piako District Council	104.0	0.4	0.6
Napier City Council	110.3	0.5	1.0
Nelson City Council	299.0	1.3	1.1
Northland Regional Council	66.3	0.3	0.5
Otago Regional Council	178.7	0.7	0.6
Porirua City Council	375.0	1.6	1.1
Queenstown-Lakes District Council	708.8	3.0	1.4
Rangitikei District Council	54.1	0.2	0.3
Rotorua District Council	489.0	2.0	1.4
Ruapehu District Council	64.0	0.3	0.3
South Wairarapa District Council	28.7	0.1	0.3
Southland District Council	91.6	0.4	0.7
Southland Regional Council	7.0	0.0	0.3
South Waikato District Council	74.0	0.3	0.5
Stratford District Council	38.5	0.2	0.2
Taranaki Regional Council	75.5	0.3	0.2
Tararua District Council	80.0	0.3	0.4
Timaru District Council	246.0	1.0	0.8
Upper Hutt City Council	217.0	0.9	0.6
Waimate District Council	5.0	0.0	0.2
Waitaki District Council	90.9	0.4	0.5
Waikato District Council	315.0	1.3	1.5
Waikato Regional Council	39.0	0.2	1.5
Waitomo District Council	33.0	0.1	0.3
West Coast Regional Council	33.2	0.1	0.1
Westland District Council	38.8	0.2	0.2
Total	5277.04	22.1	27.3

LGFA MEMBERS (CONTINUED) AS AT 31 JANUARY 2026

Borrowers Only	Amount borrowed (NZ\$ million)	Borrowing (%)	Share of Guarantee (%)
Kawerau District Council	8.0	0.0	Nil
Opotiki District Council	14.5	0.1	Nil
Wairoa District Council	11.5	0.0	Nil
Total	34.0	43.8	Nil

Council Controlled Organisations	Amount borrowed (NZ\$ million)	Borrowing (%)	Share of Guarantee (%)
Christchurch City Holdings LTD	0.0	0.0	Nil
Infrastructure Holdings Ltd	123.0	0.5	Nil
Invercargill City Holdings Ltd	0.0	0.0	Nil
Far North Holdings Ltd	67.3	0.3	Nil
Dunedin City Treasury Ltd	540.0	2.3	Nil
Timaru District Holdings Ltd	14.6	0.1	Nil
Westland Holdings Ltd	0.0	0.0	Nil
Whanganui District Council Holdings Limited	0.0	0.0	Nil
Total	744.9	3.1	
Total Borrowing from LGFA	23,877.6	143.6	100

NEW ZEALAND COUNCILS EXTERNAL CREDIT RATINGS

Council	S&P	Fitch	Moody's
Ashburton District Council		AA+	
Auckland Council	AA		Aa2
Bay of Plenty Regional Council	AA-		
Canterbury Regional Council		AA+	
Central Otago District Council		AA	
Christchurch City Council	AA-		
Clutha District Council		AA-	
Dunedin City Council	AA- (neg outlook)		
Far North District Council		AA	
Gore District Council		AA-	
Hamilton City Council	A		
Hastings District Council	A+		
Hawke's Bay Regional Council		AA	
Hauraki District Council		AA-	
Horowhenua District Council	A+ (neg outlook)		
Hutt City Council	A+		
Invercargill City Council		AA+	
Kapiti Coast District Council	AA-		
Marlborough District Council	AA-		
Nelson City Council	AA-		
New Plymouth District Council	AA		
Palmerston North City Council	AA-		
Porirua City Council	A+		
Queenstown-Lakes District Council		AA-	
Rotorua District Council		AA-	
Selwyn District Council		AA+	
South Taranaki District Council	AA-		
Tasman District Council	AA-		
Taupo District Council	AA		
Tauranga City Council	A+ (neg outlook)		
Timaru District Council		AA-	
Upper Hutt City Council	A		
Waimakariri District Council		AA	
Waikato District Council		AA+ (neg outlook)	
Waipa District Council		AA-	
Wellington City Council	AA- (neg outlook)		
Wellington Regional Council	AA (neg outlook)		
Whanganui District Council	AA- (neg outlook)		
Western Bay of Plenty District Council	AA (neg outlook)		
Whakatane District Council		AA-	
Whangarei District Council	AA		

41 councils in New Zealand have credit ratings and they all are members of LGFA.

Over the past year:

- On March 18, 2025, S&P Global Ratings downgraded the credit ratings of 18 New Zealand local councils and three council-controlled organisations (CCOs) following a revision of the institutional framework assessment for the sector.
- The majority of councils were already on negative outlook.
- Far North District Council, Hawke's Bay Regional Council, Clutha District Council, Hauraki District Council, Whakatane District Council, Central Otago District Council, Gore District Council and Waimakariri District Council received inaugural credit ratings from Fitch Ratings in 2024/25.

Source: S&P Global Ratings, Fitch Ratings, Moody's Investor Services, LGFA

LGFA undertakes its own internal credit assessment and rating process for all member councils using most recent annual reports (June 2023)

Primary Criteria

- Debt levels relative to population – affordability
- Debt levels relative to asset base
- Ability to repay debt
- Ability to service debt – interest cover
- Population trend
- Assessment of climate change and resilience

LGFA member councils by internal rating category

LGFA Internal Ratings	2012	2013	2014	2015	2016	2017	2018	2019	2020	2021	2022	2023	2024
AA+	1	2	2	4	4	6	7	8	9	2	-	-	-
AA	12	12	12	10	12	13	19	17	22	37	15	16	15
AA-	13	13	16	15	19	17	19	23	23	18	39	32	26
A+	8	6	3	11	10	12	13	10	12	12	19	17	24
A	6	10	11	6	6	3	4	4	5	3	4	10	10
A-	5	2	1	1	-	2	2	2	1	-	1	3	3


Secondary Criteria

- 30 Year Infrastructure Strategy
 - Quality of Assets
 - Capital Expenditure Plan
- Risk Management
 - Insurance
- Governance
- Financial flexibility
- Cashflow
- Budget performance (balanced budget)
- Affordability of rates / Deprivation Index
- Natural hazards
- Group activities (CCOs)

As at 30 June each year using internal models

Source: LGFA

- ❑ Local Government Framework reduces risk of financial distress – no historical default by a council.
- ❑ Councils have own Treasury Management and borrowing policies – most have independent advice.
- ❑ Council financial oversight by Office of Auditor General (OAG), Audit NZ and Department of Internal Affairs.
- ❑ Councils under Local Government (Financial Reporting and Prudence) Regulations 2014 required to report annually on performance against benchmarks including:



- ❑ Six step intervention process possible by Central Government



- ❑ Councils required to comply with LGFA lending covenants

Annual attestation by council

LGFA credit watch-list in place

LGFA credit analysis and monitoring performed through the year

LGFA not obligated to lend to council members (except under council standby facilities provided by LGFA)

- ❑ Covenant breach in respect of securities (Bonds/FRN/CP) issued by a council is an Event of Review – after 30 days LGFA can seek repayment of loans.

- ❑ As at 31 January 2026, 41 LGFA member councils and 1 CCO have external credit ratings (A to AA+ range).
- ❑ LGFA undertakes detailed credit analysis of each council when they apply to join LGFA (and ongoing) - not every council has been accepted as a member.
- ❑ A council default becomes a timing issue for LGFA:
 - LGFA lending secured against rates revenue under Debenture Trust Deed;
 - unlikely to be other material claimants on rates revenue given LGFA is the dominant lender to councils;
 - Council's Debenture Trustee appoints receiver and a special rate (property tax) levied on all properties in the council region to meet secured obligations when due; and
 - rates (property taxes) unavoidable and first ranking claim over property.
- ❑ Sources of LGFA liquidity and additional capital
 - NZ\$3.0 billion liquidity facility from NZ Government
 - Liquid Assets Portfolio
 - Issuance of additional LGFA Bills and Bonds
 - Conversion of Borrower Notes into equity
 - Uncalled capital of NZ\$20 million
- ❑ Beneficiaries of the council guarantee (including LGFA bondholders) can also call upon the guarantee from councils in prescribed circumstances.
- ❑ **Central Government does not guarantee obligations of either LGFA or council members.**

LGFA's policy to minimise financial risks and carefully identify, manage and control all risk.

❑ Market Risk

- PDH limit of NZ\$250,000 – current exposure (as at 31 January 2026) NZ\$81,981
- VAR limit of NZ\$3,000,000 – current exposure (as at 31 January 2026) NZ\$829,682

❑ Credit Risk

All councils that borrow from LGFA are obliged to:

- provide security in relation to their borrowing from LGFA and related obligations;
- issue securities (bonds/FRNs/CP) to LGFA;
- comply with their own internal borrowing policies; and
- comply with the LGFA financial covenants within either the Lending Policy or Foundation Policy.

Auckland Council is limited to a maximum of 40% of LGFA's total Local Authority assets.

All CCOs that borrow from LGFA are obliged to comply with requirements set by the LGFA Board.

❑ Liquidity and Funding Risk

Cash and Investments

- LGFA manages liquidity risk by holding cash and a portfolio of liquid assets to meet obligations (including any collateral required to be posted under its swaps) when they fall due; and
- LGFA only invests in NZD senior debt securities, money market deposits and registered certificates of deposits within strict counterparty limits.

NZ Government liquidity facility

- The New Zealand Government provides a committed liquidity facility up to NZ\$3.0 billion that LGFA can draw upon to meet any exceptional and temporary liquidity shortfall; and
- Facility size is set by LGFA at NZ\$675 million (as 31 January 2026).

Collateral posting

- Under LGFA's swaps with NZDM, there was an unrealised mark to market valuation loss of \$525 million as at 31 January 2026. However, LGFA is, in summary, only required to post collateral to NZDM under its swaps to the extent the valuation loss exceeds the facility size of the NZ Government liquidity facility.

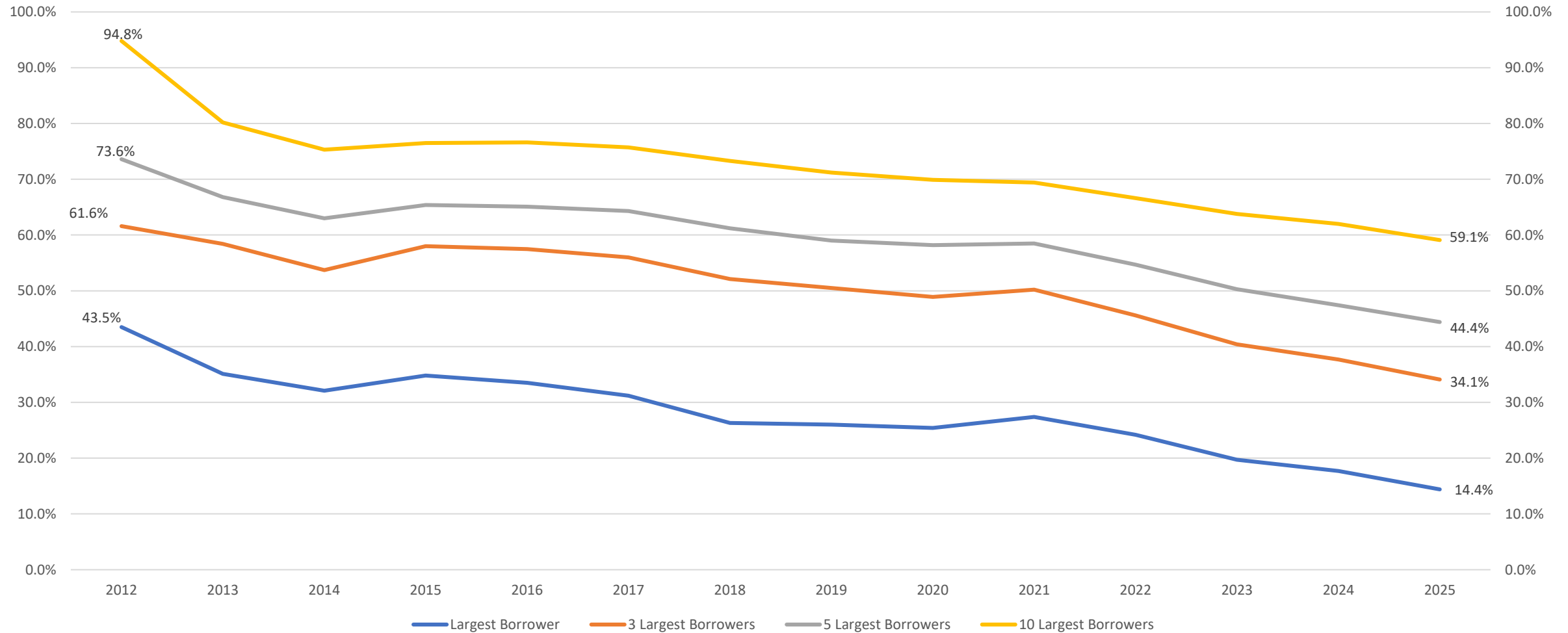
Financial covenant	Lending policy covenants	Foundation policy covenants
Net Debt / Total Revenue	<175%	<280% ¹
Net Interest / Total Revenue	<20%	<20%
Net Interest / Annual Rates Income	<25%	<30%
Liquidity	>110%	>110%

¹ There is an alternative Net Debt / Total Revenue foundation policy covenant for councils with a long-term credit rating of 'A' equivalent or higher.

Liquidity position as at 31 January 2026 ²	NZ\$ million
Cash and cash equivalents	\$327.1
Deposits and Marketable Securities	\$3,487.2
Total	\$3,814.3

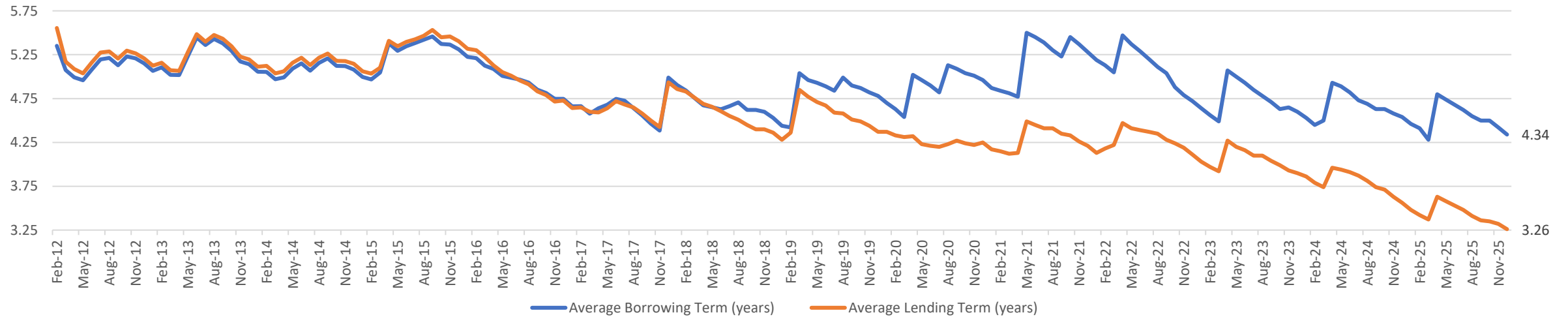
² Excluding assets to back 50% standby facilities provided to councils

Loan Book Concentration

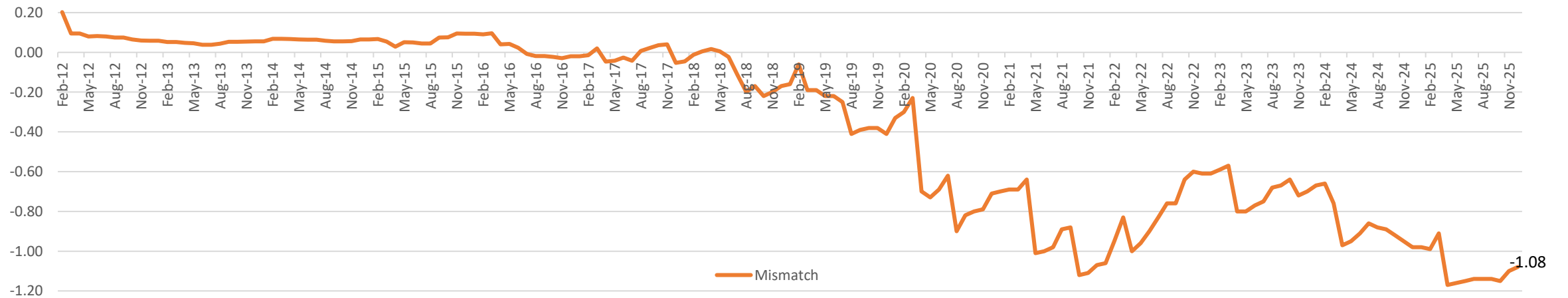


MISMATCH BETWEEN LGFA BONDS AND LOANS TO COUNCILS AND CCOs

Average term of LGFA bonds outstanding and on-lending (years)



Mismatch between average term of LGFA bonds outstanding and on-lending (years)



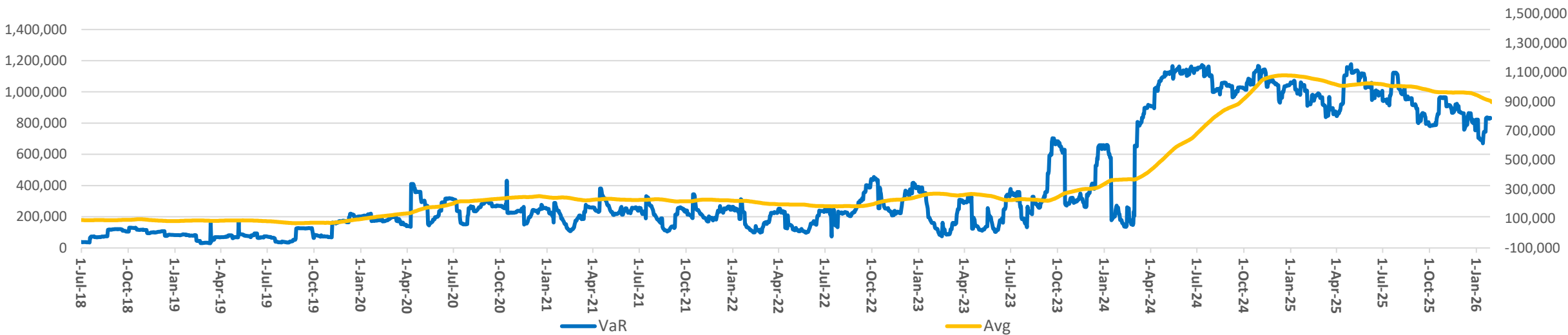
Negative = longer term of bond issuance than on-lending

LGFA bonds include NZD and foreign currency bonds

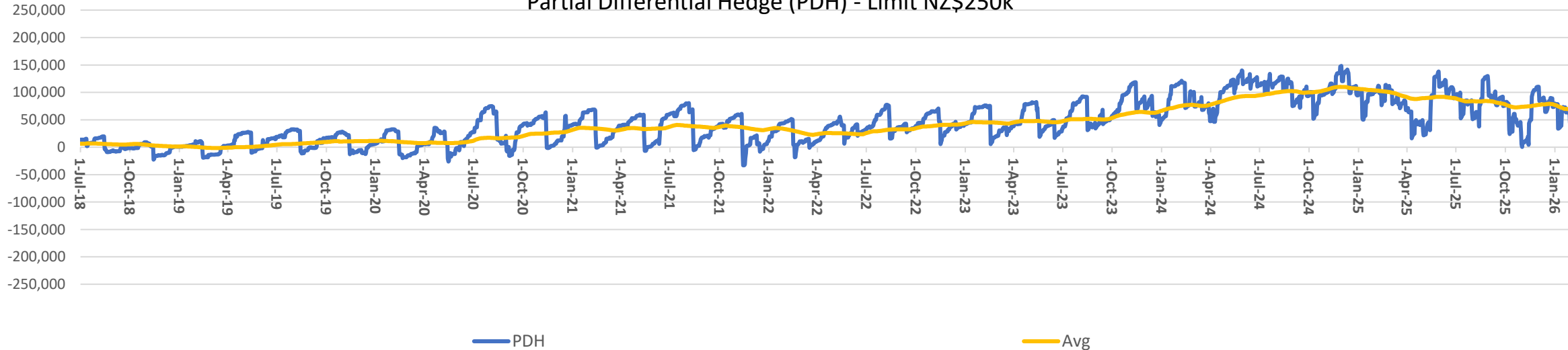
Source: LGFA

MINIMAL VaR AND PDH EXPOSURES RELATIVE TO BALANCE SHEET SIZE

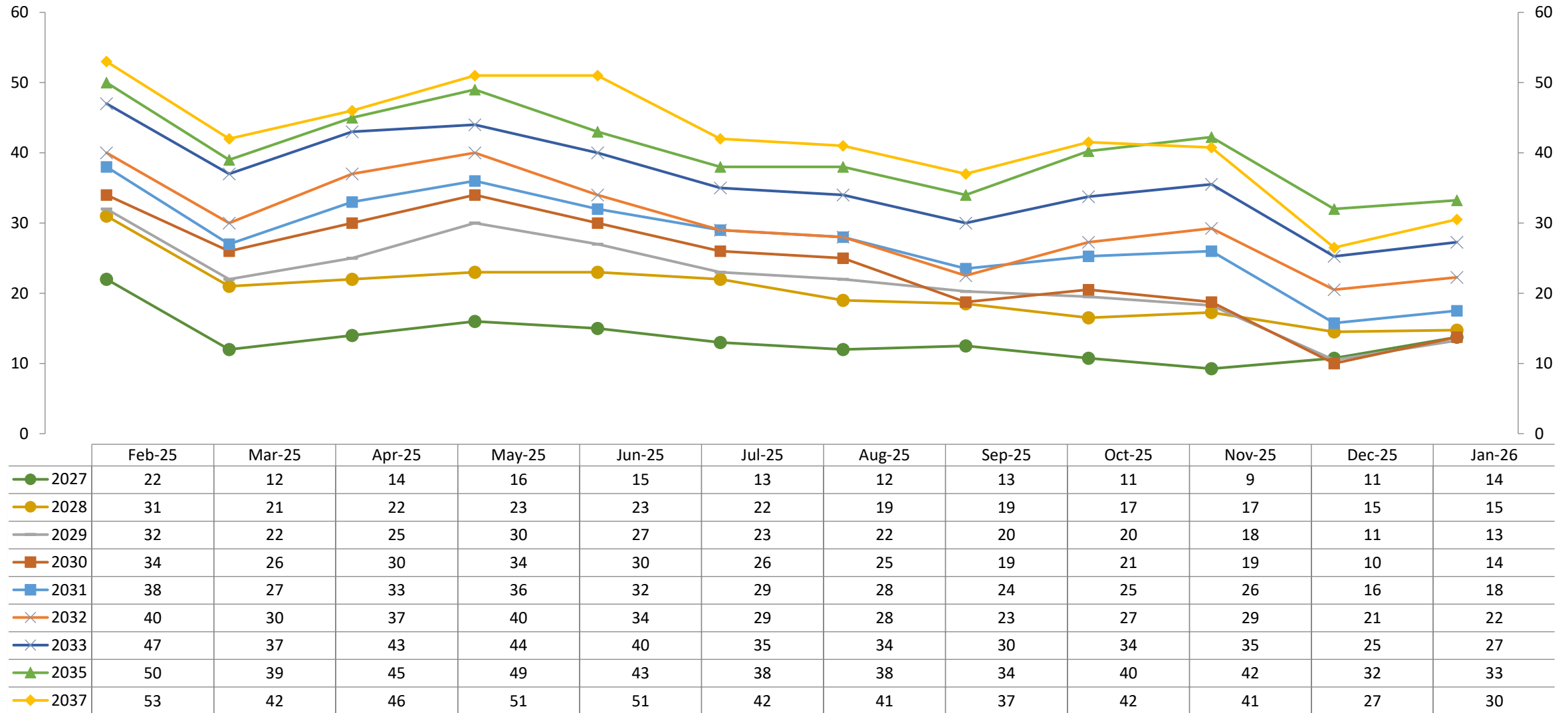
Value at Risk (VaR) - Limit NZ\$3 million



Partial Differential Hedge (PDH) - Limit NZ\$250k



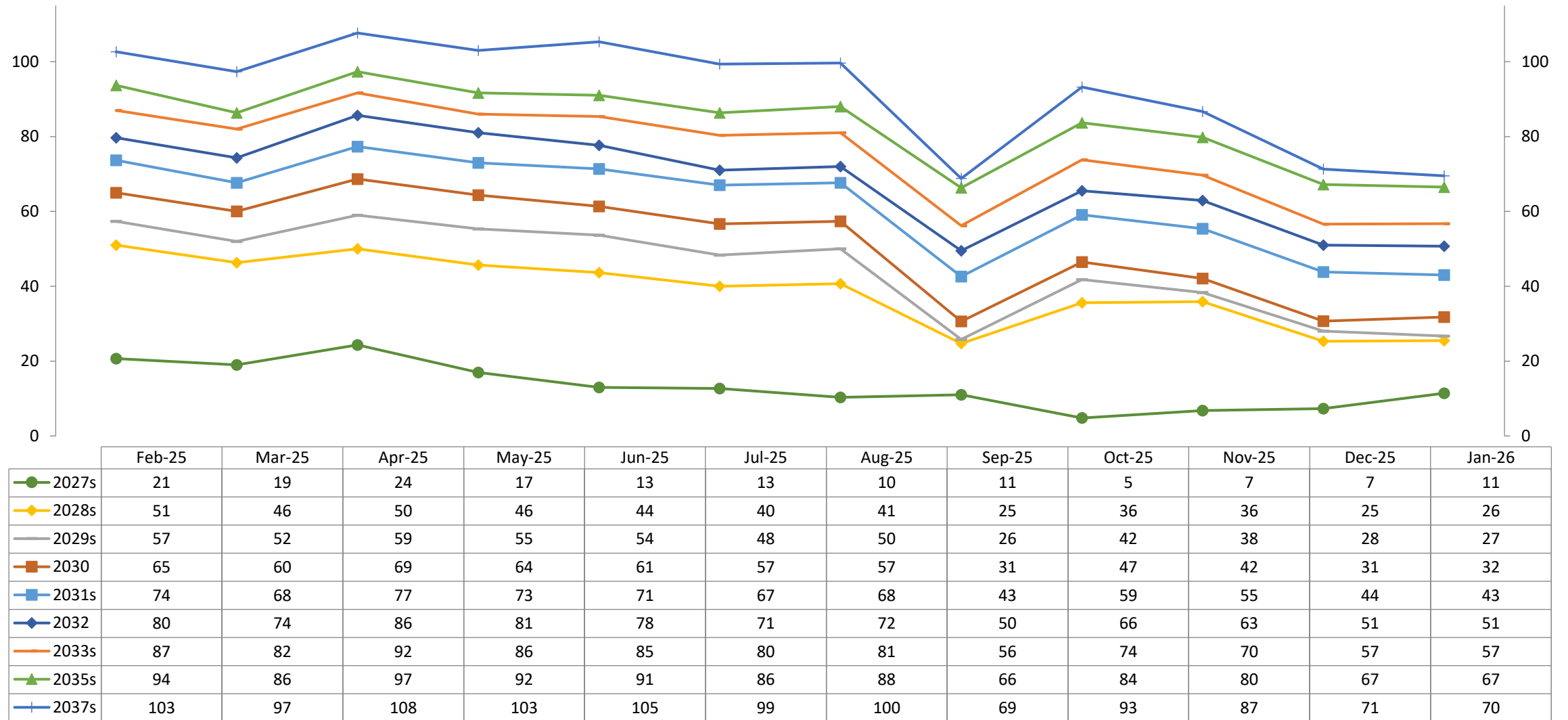
LGFA NZD BONDS - SPREADS TO NZGB (bps)



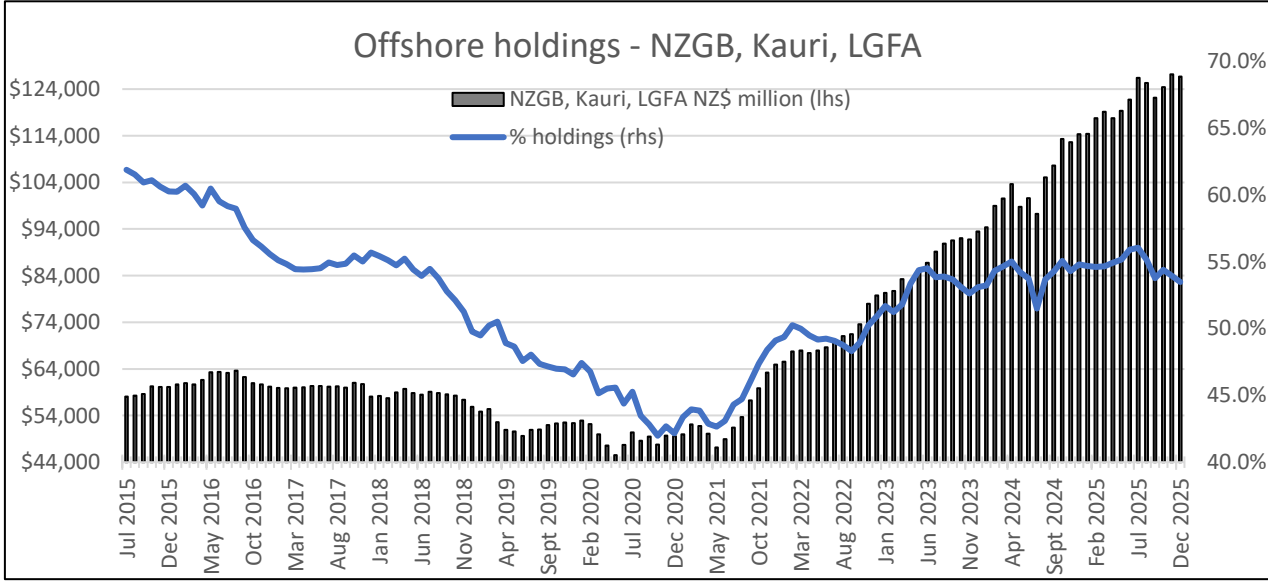
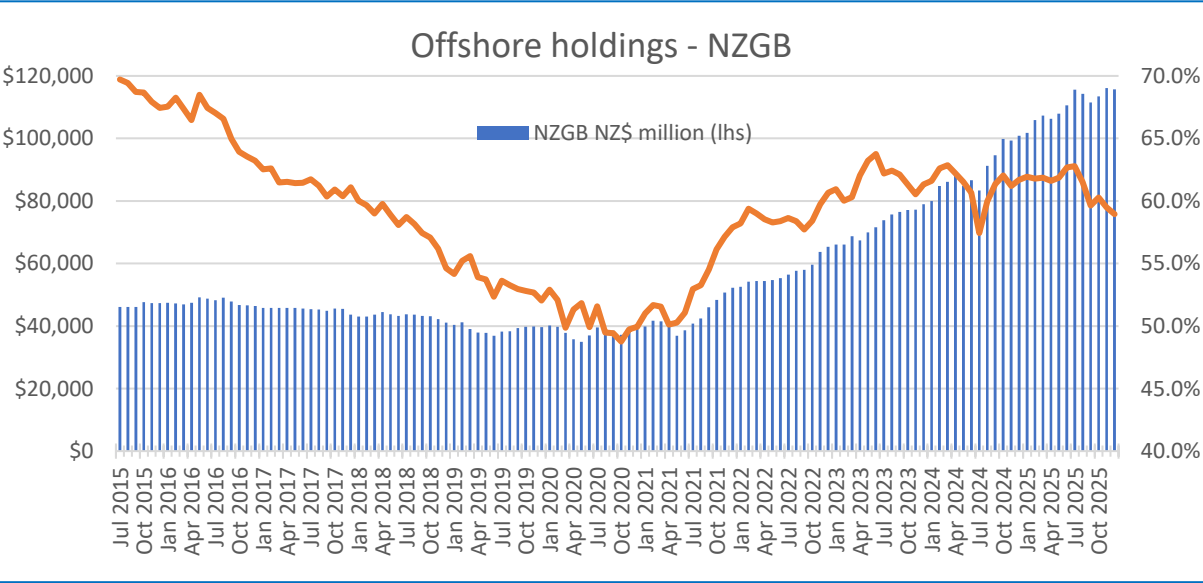
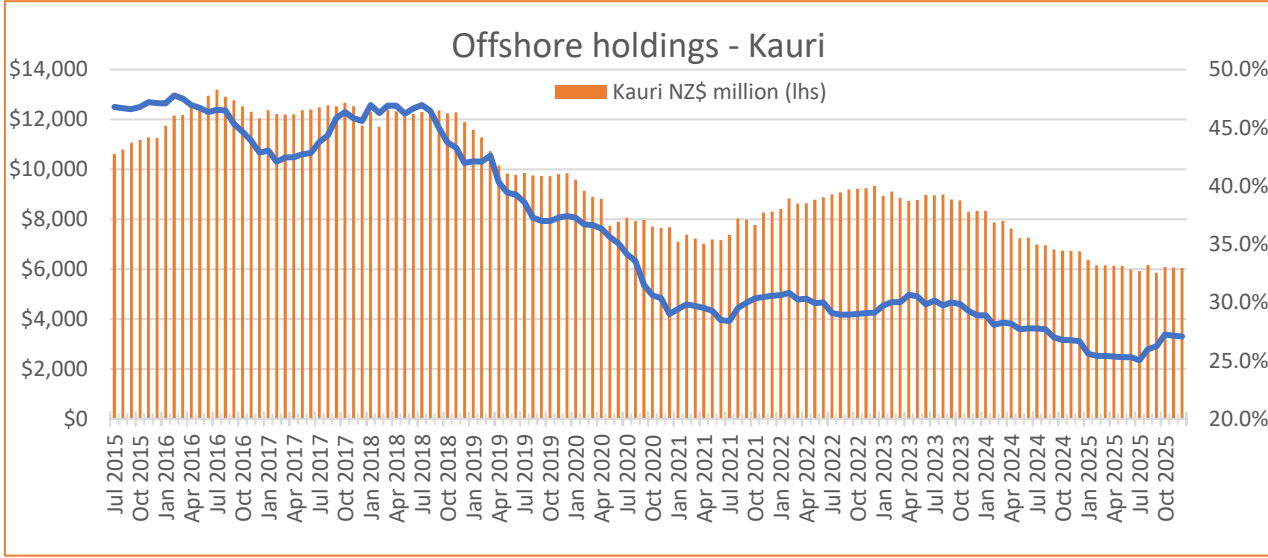
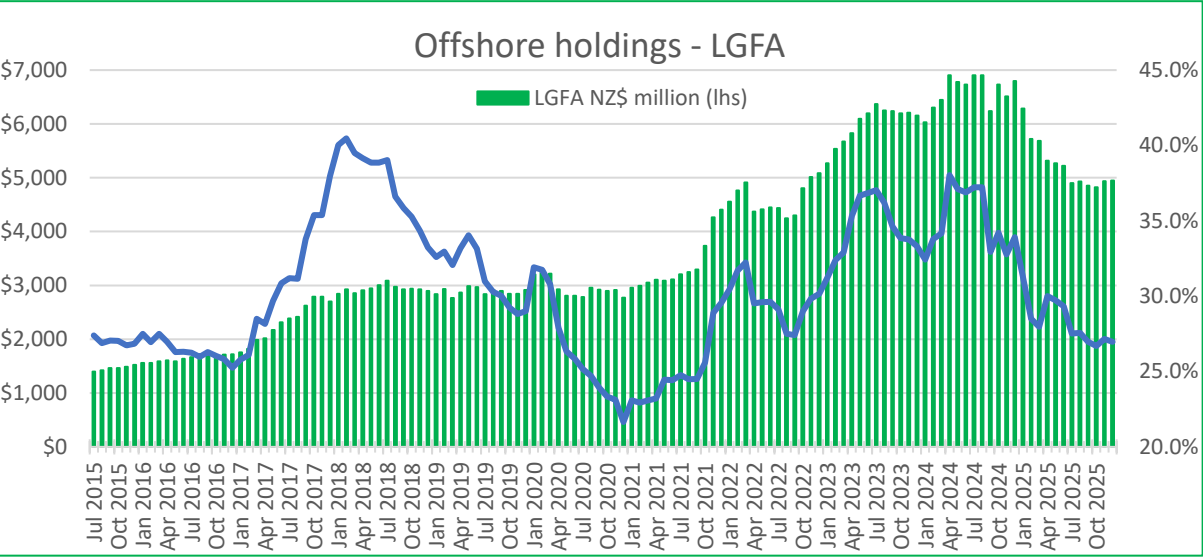
Secondary market levels as at end of each month from NZFMA

Source: LGFA

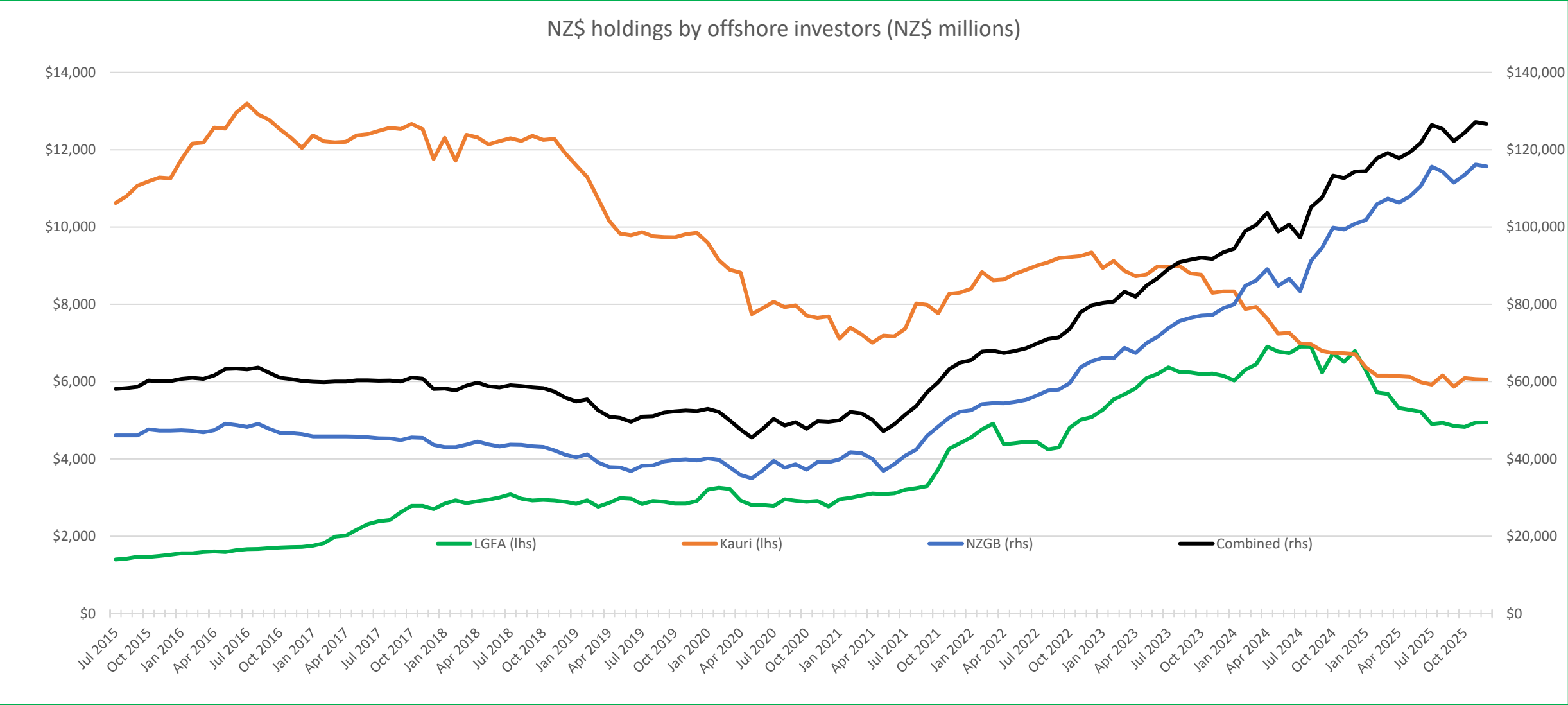
LGFA NZD BONDS - SPREADS TO SWAP (bps)



OFFSHORE HOLDINGS – NZGB, KAURI AND LGFA NZD BONDS

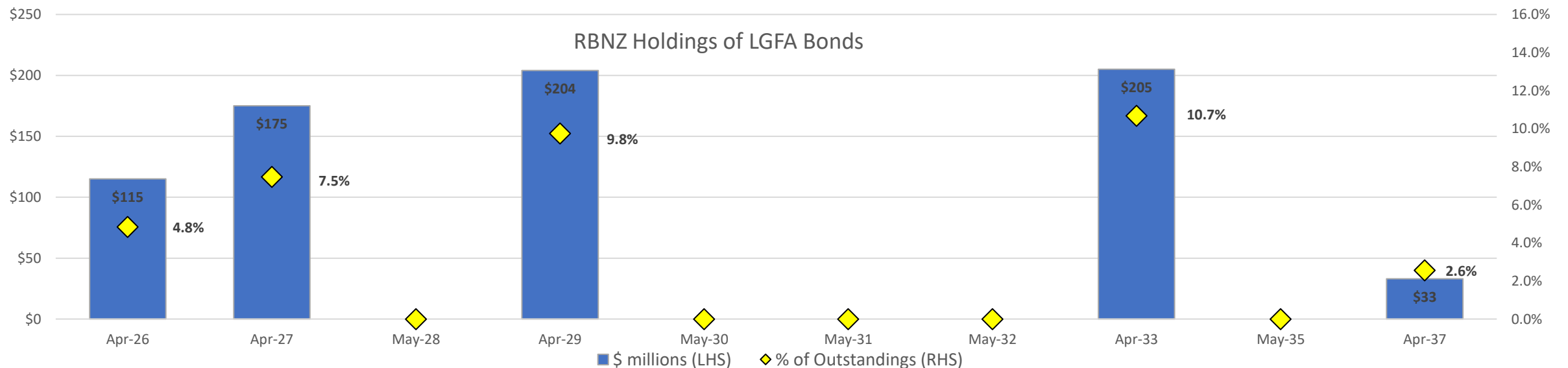


OFFSHORE HOLDINGS – NZGB, KAURI AND LGFA NZD BONDS



RBNZ HOLDINGS OF LGFA NZD BONDS

- ❑ RBNZ first purchased LGFA NZD bonds on market during week of 6 April 2020.
- ❑ Announced adding LGFA NZD bonds to Large Scale Asset Purchase (“LSAP”) programme on 7 April 2020.
- ❑ Commenced buying under LSAP programme on 16 April 2020.
- ❑ Total purchases of LGFA NZD bonds amounted to NZ\$1.904 billion.
- ❑ RBNZ ceased purchases in late February 2021.
- ❑ RBNZ holds NZ\$732 million or 4.0% of LGFA NZD bonds on issue (excluding LGFA treasury stock) as at 31 January 2026
- ❑ RBNZ announced in February 2022 they will hold the LGFA NZD bonds until maturity.



LGFA lends funds to Borrowers at a discounted margin to enable them to undertake green, social and/or sustainability (GSS) projects

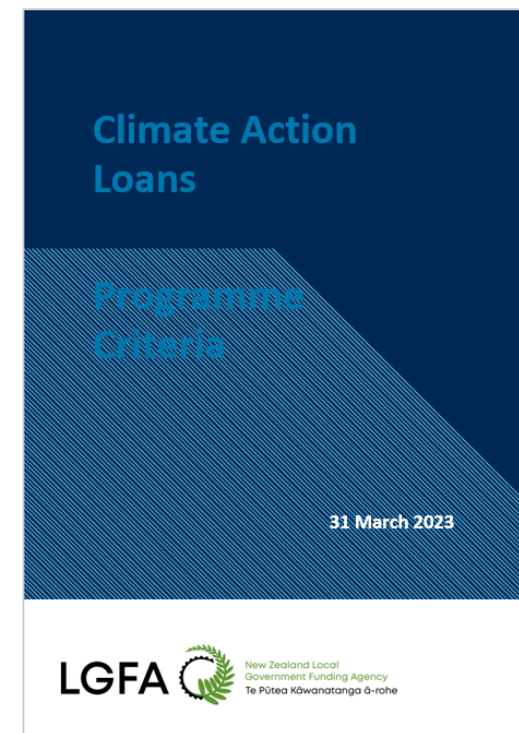
- ❑ GSS Loans are “proceeds-based” loans to Borrowers for assets, projects or activities that meet the GSS Loan Criteria published by LGFA (**GSS Loan Criteria**)¹. Projects can qualify under 9 Green Loan categories and/or 3 Social Loan categories.
- ❑ All Borrowers are eligible for GSS Loans. LGFA may provide GSS Loans for projects that:
 - provide a demonstrable reduction in energy consumption and/or GHG emissions;
 - strengthen the level of local adaptation to challenges posed by climate change; or
 - have an identified social objective.
- ❑ To be eligible for GSS Loans, projects must:
 - target requirements higher than or at least the minimum requirements in the relevant New Zealand legislation, policies or principles; and
 - have explicit climate, environmental, social, or sustainable ambitions.
- ❑ The GSS Loan Criteria is aligned to the Green Loan Principles and the Social Loan Principles.
- ❑ Morningstar Sustainalytics, a global independent ESG and corporate governance research, ratings and analytics firm that supports investors around the world (**Sustainalytics**) has verified that the GSS Loan Criteria is aligned to the Green Loan Principles 2023 and the Social Loan Principles 2023.



¹ The GSS Loan Criteria may be updated from time to time. The current GSS Loan Criteria can be found at www.lgfa.co.nz/sites/default/files/2023-03/LGFA_GSS_Lending_Programme_Criteria.pdf

LGFA lends funds to Borrowers at a discounted loan margin when they commit to address GHG emissions aligned to science-based trajectory

- ❑ CALs are “general purposes” loans with a pricing incentive for Borrowers to act on climate change and reduce GHG emissions in accordance with the requirements of the CAL Criteria published by LGFA (**CAL Criteria**)¹.
- ❑ All Borrowers are eligible for CALs, including those who may not have any eligible projects to access GSS Loans.
- ❑ To qualify for a CAL, a Borrower must have the following in place:
 - An Emission Reduction Plan (**ERP**) which includes:
 - a Borrower’s intended pathway to reduce its Scope 1 and Scope 2 GHG emissions in line with the science-based trajectory (i.e. to support limiting global warming to no greater than 1.5 degrees Celsius above pre-industrial levels) and net zero by 2050; and
 - annual GHG targets (for Scope 1 and Scope 2 GHG emissions) covering short-term periods and medium-term targets that ultimately support the Borrower to achieve its long-term goal of alignment to the science-based trajectory and net zero by 2050 (or sooner).
 - Borrowers must obtain annual external verification (by a credible provider) of their GHG emissions inventory.
- ❑ There is no penalty if a Borrower misses its emissions reduction target or fails to report as required under the CAL Criteria. However, LGFA will “declassify” the CAL which means (a) LGFA will remove the Borrower’s name from the list of CAL borrowers on LGFA’s website, and (b) LGFA will name the Borrower on LGFA’s website as a Borrower which has had its CAL declassified as a result of non-compliance with the CAL Criteria. The CAL will remain declassified until the CAL Criteria is met.




¹The CAL Criteria may be updated from time to time. The current CAL Criteria can be found at www.lgfa.co.nz/sites/default/files/2023-03/LGFA_CAL_Programme_Criteria.pdf

The CAL Criteria partially aligns to the Sustainability-Linked Loan Principles

- ❑ Sustainability has reviewed the CAL Criteria and reached the following conclusions.
- ❑ The sustainability Key Performance Indicator (**KPI**) and Sustainability Performance Target (**SPT**) that both form the basis of CALs are both in line with the Sustainability-Linked Loan Principles 2023 (SLLP):
 - The KPI that forms the basis of the CAL Criteria is *absolute gross Scope 1 and Scope 2 GHG emissions* (measured in tCO₂e).
 - The CAL Criteria is programmatic in that it covers a range of Borrowers.
 - Despite this programmatic approach, the KPI is considered material for all Borrowers.
 - The SPT in the CAL Criteria is the *reduction in absolute gross Scope 1 and Scope 2 GHG emissions in line with a 1.5°C science-based scenario*.
 - The target aligns with New Zealand's sustainability strategy.
 - The target is considered highly ambitious given that it is expected to align with the science-based targets to reduce GHG emissions, to help limit global warming to 1.5°C and support the achievement of net zero emissions by 2050 in New Zealand.
- ❑ The CAL Criteria is in line with four of the five core components of the SLLP:
 - The one component in the CAL Criteria that does not align with the SLLP is the pricing and margin adjustment (Component 3 of the SLLP).
 - This is because a penalty for failure to meet the CAL requirements is declassification of the CAL, not a pricing penalty. A pricing penalty cannot be linked within the same term of the CAL due to the potential impact on LGFA's financial statements under current accounting standards. Accordingly, the CAL Criteria does not fully align with the SLLP for this reason.



- ❑ LGFA published its second Annual Impact Report on 30 September 2025.¹
- ❑ In September 2025, LGFA engaged Sustainalytics to review the Sustainable Financing Framework.
- ❑ In the Annual Review Sustainalytics assessed that the:
 - Framework, based on the proceeds-based pillars of general market standards for sustainable finance, as overall aligned with the impact and transparency principles that underpin the sustainable finance market
 - Components of the Framework as credible and that LGFA's criteria for assessing the eligibility of loans under the Framework will direct funds to Sustainable Loans that are expected to provide overall positive environmental and social benefits.
 - Principles of impact and transparency that underlie the sustainable finance industry and many of its norms and standards as applicable to the sustainable financing bonds that LGFA intends to issue, and that LGFA's internal processes and the use of funds overall aligns with said impact and transparency principles



¹ A copy of the Annual Impact Report 30 September 2025 and the Sustainalytics Review dated 26 September 2025 is available on LGFA's website at www.lgfa.co.nz/sustainability/sustainable-financing-bonds

LGFA HISTORIC FINANCIAL PERFORMANCE

Financials (NZ\$ million)	2015	2016	2017	2018	2019	2020	2021	2022	2023	2024	2025
Interest Income	\$222.8	\$278.2	\$320.7	\$342.8	\$361.1	\$370.2	\$377.2	\$393.5	\$763.6	\$1,213.3	\$1,267.1
Interest Expense	\$208.9	\$262.6	\$303.2	\$323.9	\$342.3	\$351.9	\$357.7	\$376.0	\$753.3	\$1,193.8	\$1,232.3
Net Interest Income	\$13.9	\$15.5	\$17.5	\$18.9	\$18.8	\$18.3	\$19.5	\$17.5	\$10.3	\$19.5	\$34.8
Total Income	\$13.9	\$15.5	\$17.5	\$18.9	\$18.8	\$18.3	\$19.7	\$18.6	\$11.6	\$21.8	\$35.6
Operating Expenses	(\$4.7)	(\$6.0)	(\$6.5)	(\$7.1)	(\$7.6)	(\$7.7)	(\$7.7)	(\$7.9)	(\$9.1)	(\$11.8)	(\$16.7)
Net Profit	\$9.2	\$9.5	\$11.0	\$11.8	\$11.2	\$10.6	\$12.0	\$10.7	\$2.5	\$10.1	\$18.9
Liquid Assets Portfolio	\$107.9	\$266.3	\$327.5	\$482.8	\$448.1	\$1,254.8	\$1,815.2	\$2,112.0	\$1,703.0	\$2,841.7	\$3,363.0
Loans to Local Government	\$5,031.9	\$6,451.3	\$7,783.9	\$7,975.7	\$9,310.6	\$10,899.8	\$12,029.0	\$14,041.0	\$16,314.0	\$20,549.4	\$22,657.3
Other Assets	\$271.9	\$539.7	\$380.0	\$321.1	\$623.6	\$1,019.8	\$605.0	\$97.0	\$158.4	\$116.5	\$447.5
Total Assets	\$5,411.8	\$7,257.3	\$8,491.4	\$8,779.6	\$10,382.3	\$13,174.4	\$14,485.0	\$16,250.0	\$18,175.0	\$23,507.6	\$26,467.8
Debt Securities on Issue	\$5,247.3	\$7,043.6	\$8,213.6	\$8,574.4	\$10,115.6	\$12,685.0	\$13,828.0	\$14,578.0	\$15,943.0	\$21,305.7	\$24,258.8
Borrower Notes	\$85.1	\$108.4	\$131.6	\$135.1	\$154.2	\$182.3	\$223.3	\$283.0	\$360.3	\$492.6	\$669.0
Other Liabilities	\$16.1	\$61.0	\$92.3	\$5.8	\$38.5	\$38.5	\$338.2	\$1,285.5	\$1,765.5	\$1,596.3	\$1,418.2
Total Liabilities	\$5,375.6	\$7,213.0	\$8,437.5	\$8,715.3	\$10,308.2	\$13,090.1	\$14,389.9	\$16,145.6	\$18,068.8	\$23,507.8	\$18,068.8
Shareholder Equity	\$36.3	\$44.2	\$53.9	\$64.3	\$74.1	\$83.6	\$94.8	\$104.6	\$105.8	\$113.2	\$121.8

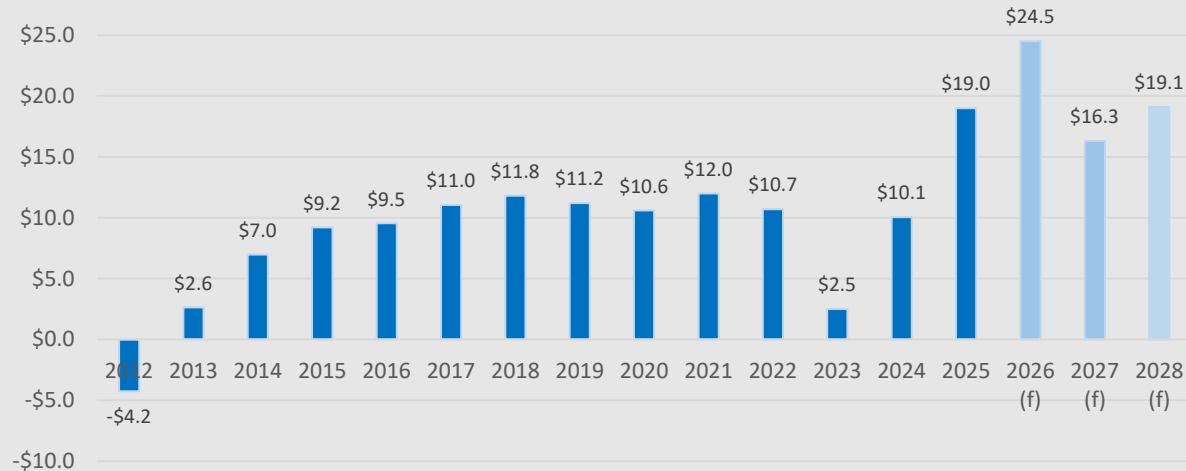
Note: As at 30 June each year or for the twelve-month period ending 30 June each year from LGFA Annual Reports

Ratios as at 30 June each year	2015	2016	2017	2018	2019	2020	2021	2022	2023	2024	2025
Liquid Assets / Funding Liabilities	2.0%	3.8%	4.1%	5.6%	4.4%	9.9%	13.5%	14.8%	11.0%	12.9%	13.5%
Liquid Assets / Total Assets	2.0%	3.7%	3.9%	5.5%	4.3%	9.5%	13.1%	13.0%	9.4%	11.0%	12.7%
Net Interest Margin	0.28%	0.24%	0.23%	0.22%	0.18%	0.15%	0.16%	0.13%	0.07%	0.11%	0.16%
Cost to Income Ratio	33.8%	38.7%	37.1%	37.6%	40.4%	42.0%	39.1%	42.5%	78.1%	54.0%	46.7%
Return on Average Assets	0.17%	0.13%	0.13%	0.13%	0.11%	0.09%	0.09%	0.07%	0.01%	0.04%	0.07%
Shareholder Equity / Total Assets	0.7%	0.6%	0.6%	0.7%	0.7%	0.7%	0.7%	0.6%	0.6%	0.5%	0.5%
Shareholder Equity + Borrower Notes / Total Assets	2.2%	2.1%	2.2%	2.3%	2.2%	2.0%	2.3%	2.4%	2.6%	2.6%	3.0%
Asset Growth	38.1%	34.1%	17.0%	13.4%	18.3%	26.9%	9.9%	12.2%	11.8%	29.3%	12.6%
Loan Growth	34.5%	28.2%	20.7%	2.4%	16.7%	17.1%	10.7%	16.4%	16.2%	26.0%	10.3%
Return on Equity	31.9%	26.3%	25.0%	21.9%	15.1%	12.7%	14.3%	11.3%	2.4%	9.5%	16.8%
Capital Ratio	11.2%	10.5%	10.9%	11.4%	11.0%	10.1%	11.0%	11.9%	12.8%	12.9%	14.9%

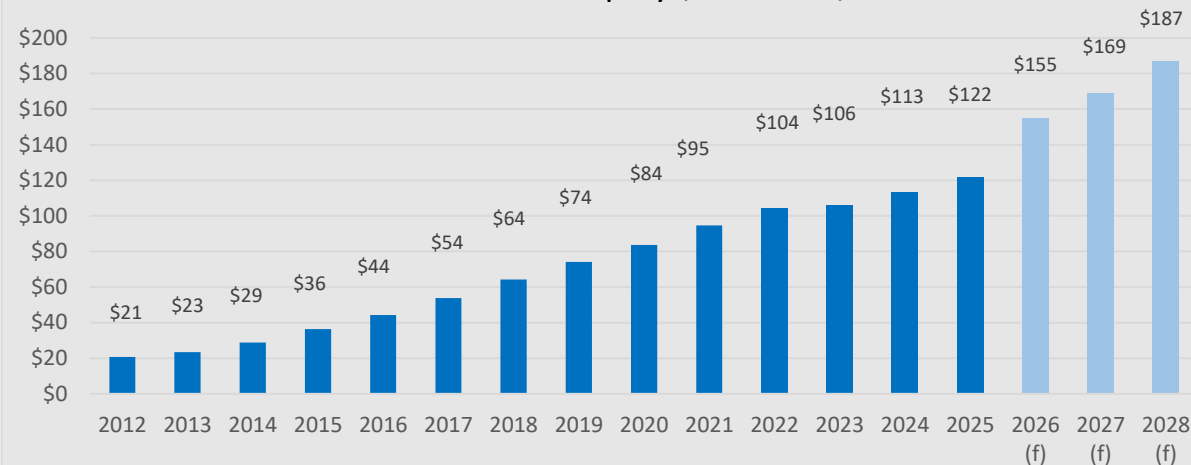
Note: As at 30 June each year or for the twelve-month period ending 30 June each year from LGFA Annual Reports

LGFA HISTORIC AND FORECAST FINANCIALS

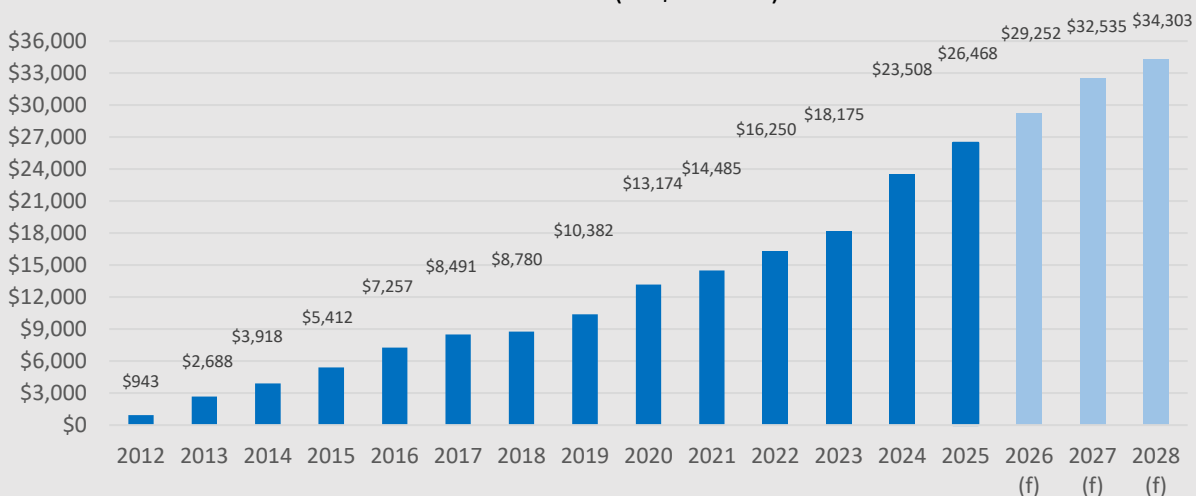
Net Operating Gain (NZ\$ million)



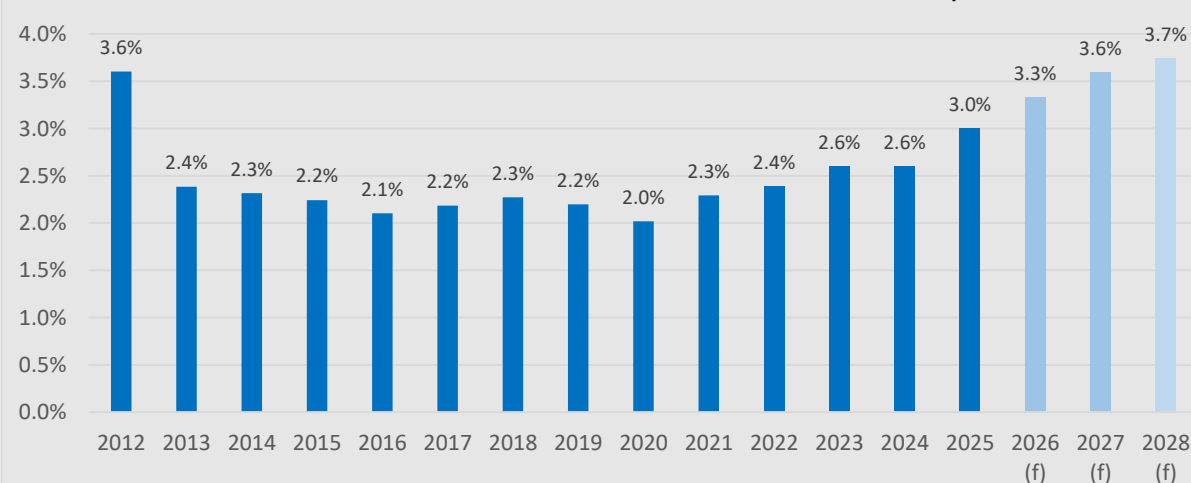
Shareholder Equity (NZ\$ million)



Total Assets (NZ\$ million)



Shareholder Funds + Borrower Notes / Total Assets



Note: Based upon nominal values

Forecast performance based upon assumptions outlined in LGFA SOI 2025-28 available at www.lgfa.co.nz/investors/annual-reports-and-statement-intent

Source: LGFA Annual Reports and SOI



Mark Butcher – Chief Executive

Tel: +64 (04) 974 6744

Email: mark.butcher@lgfa.co.nz



Andrew Michl – Senior Manager, Credit and Client Relations

Tel: +64 (04) 974 6743

Email: andrew.michl@lgfa.co.nz



Matthew Appleby – Senior Manager, Funding and Projects

Tel: +64 (04) 974 6744

Email: matthew.appleby@lgfa.co.nz



Nick Howell – Head of Sustainability

Tel: +64 (27) 228 3116

Email: nick.howell@lgfa.co.nz

Postal Address
P.O. Box 5704
Lambton Quay
Wellington 6145

Street Address Wellington
Level 11
142 Featherston Street
Wellington

Street Address Auckland
Level 7
55 Shortland Street
Auckland